



WALES AUDIT OFFICE
SWYDDFA ARCHWILIO CYMRU

Guernsey good governance results –
survey of States senior members of
staff

**Principle 6: Local people, partners
and other stakeholders to ensure
robust accountability**

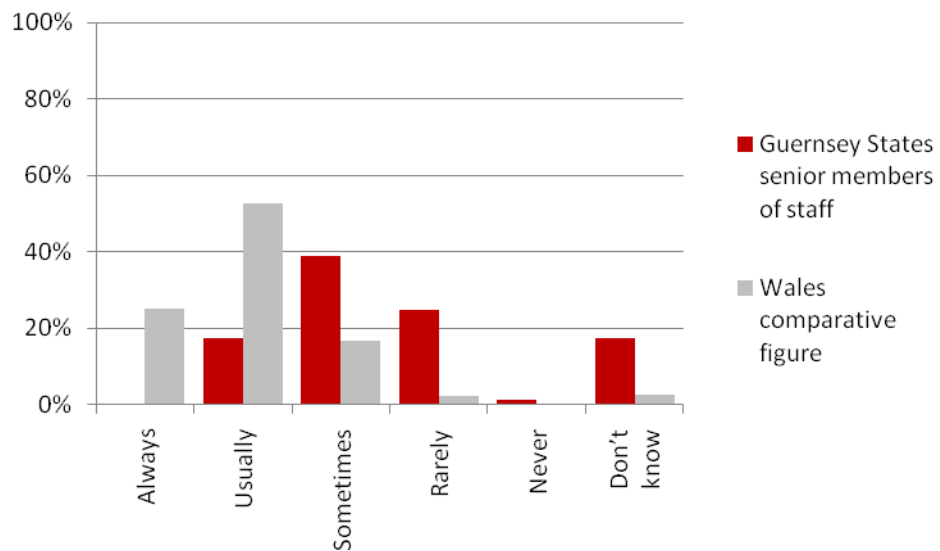


Status of this report

This report has been prepared by the Auditor General for the States of Guernsey Public Accounts Committee under an agreement with the States of Guernsey.

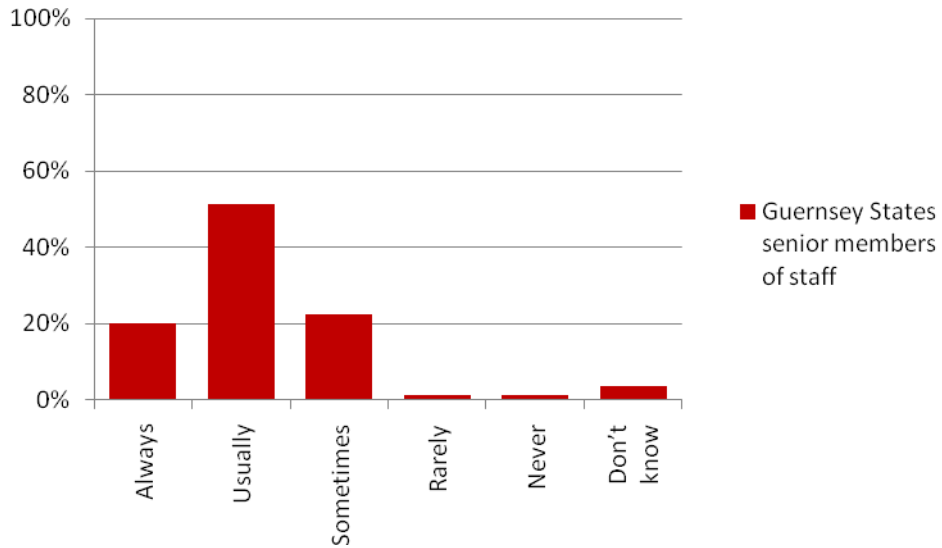
I am clear about the partners with which the States of Guernsey is working to improve outcomes for Guernsey residents

	Always	Usually	Sometimes	Rarely	Never	Don't know
Guernsey States senior members of staff	0.0%	17.5%	38.8%	25.0%	1.3%	17.5%
Wales comparative figure	25.2%	52.7%	16.8%	2.3%	0.4%	2.7%



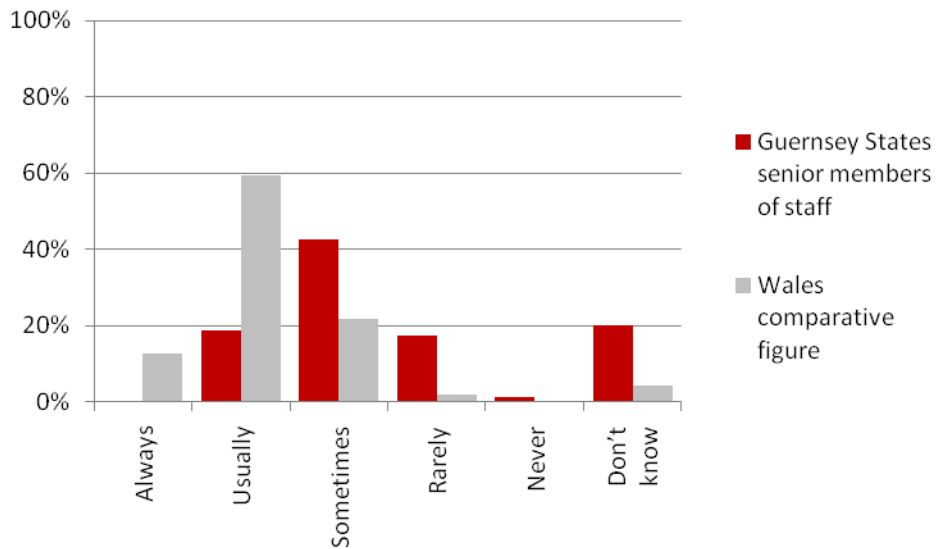
I am clear about the partners with which my department/committee is working to improve outcomes for Guernsey residents

	Always	Usually	Sometimes	Rarely	Never	Don't know
Guernsey States senior members of staff	20.0%	51.2%	22.5%	1.3%	1.3%	3.8%



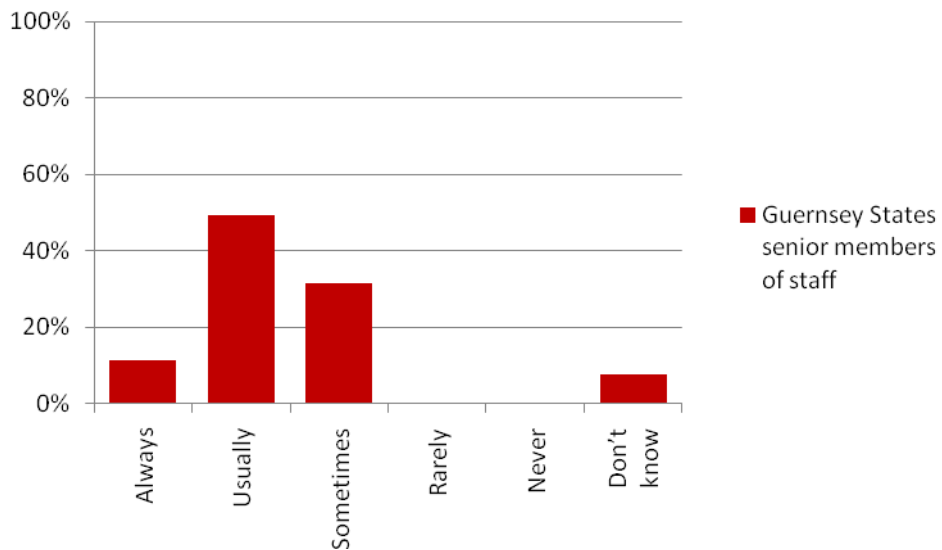
The States of Guernsey works effectively with partners to improve outcomes for residents

	Always	Usually	Sometimes	Rarely	Never	Don't know
Guernsey States senior members of staff	0.0%	18.8%	42.5%	17.5%	1.3%	20.0%
Wales comparative figure	12.6%	59.5%	21.8%	1.9%	0.0%	4.2%



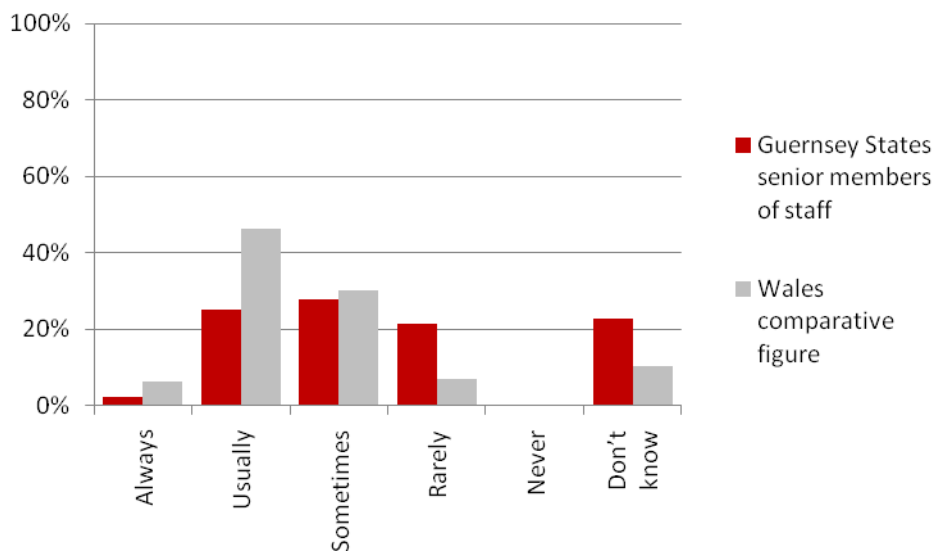
My department/committee works effectively with partners to improve outcomes for residents

	Always	Usually	Sometimes	Rarely	Never	Don't know
Guernsey States senior members of staff	11.4%	49.4%	31.6%	0.0%	0.0%	7.6%



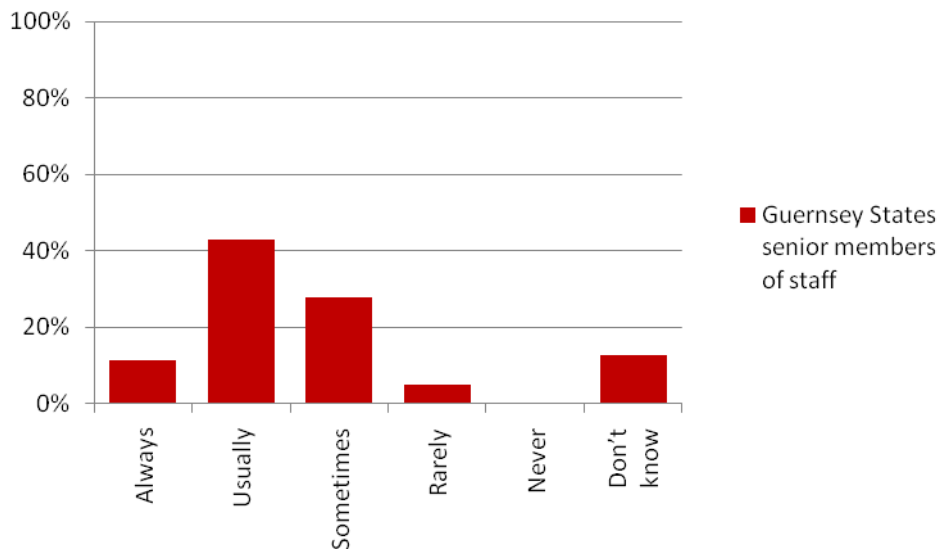
There are effective arrangements for external stakeholders to challenge the States of Guernsey

	Always	Usually	Sometimes	Rarely	Never	Don't know
Guernsey States senior members of staff	2.5%	25.3%	27.8%	21.5%	0.0%	22.8%
Wales comparative figure	6.5%	46.2%	30.2%	6.9%	0.0%	10.3%



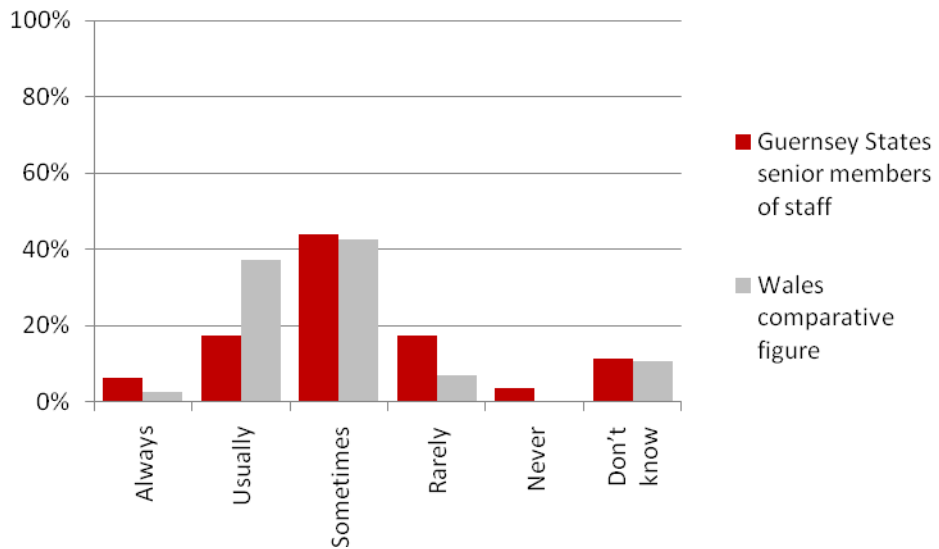
There are effective arrangements for external stakeholders to challenge my department/committee

	Always	Usually	Sometimes	Rarely	Never	Don't know
Guernsey States senior members of staff	11.4%	43.0%	27.8%	5.1%	0.0%	12.7%



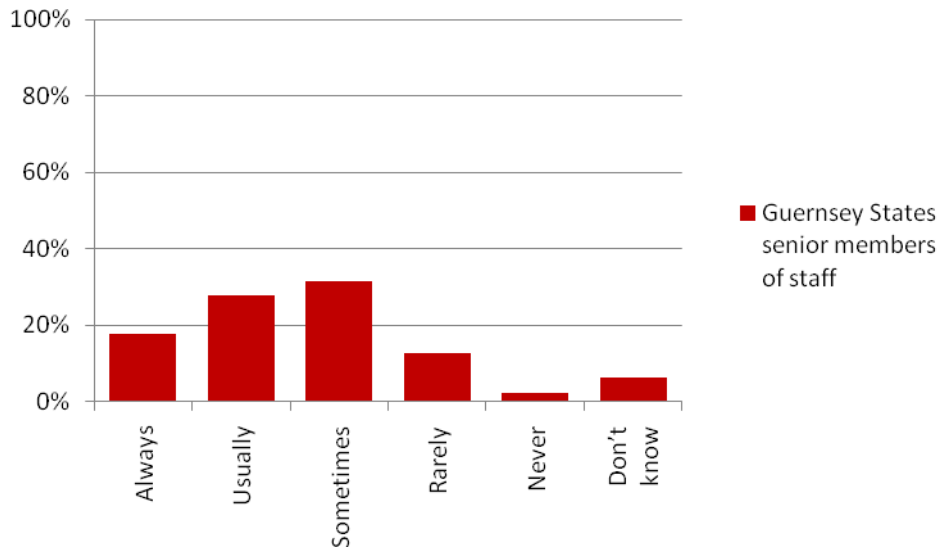
External stakeholders are involved in service review arrangements

	Always	Usually	Sometimes	Rarely	Never	Don't know
Guernsey States senior members of staff	6.3%	17.5%	43.8%	17.5%	3.8%	11.3%
Wales comparative figure	2.7%	37.2%	42.5%	6.9%	0.0%	10.7%



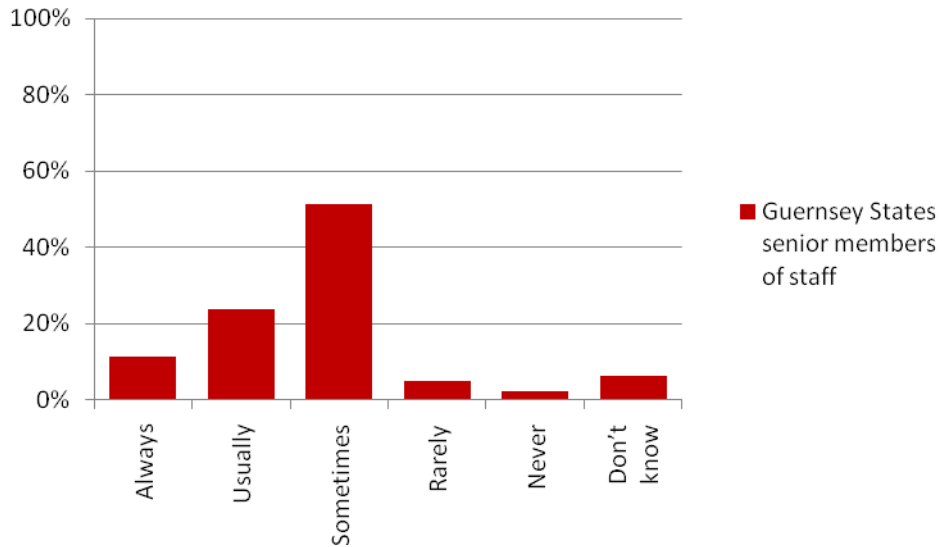
My department/committee has effective systems to listen to suggestions from external stakeholders

	Always	Usually	Sometimes	Rarely	Never	Don't know
Guernsey States senior members of staff	17.7%	27.8%	31.6%	12.7%	2.5%	6.3%



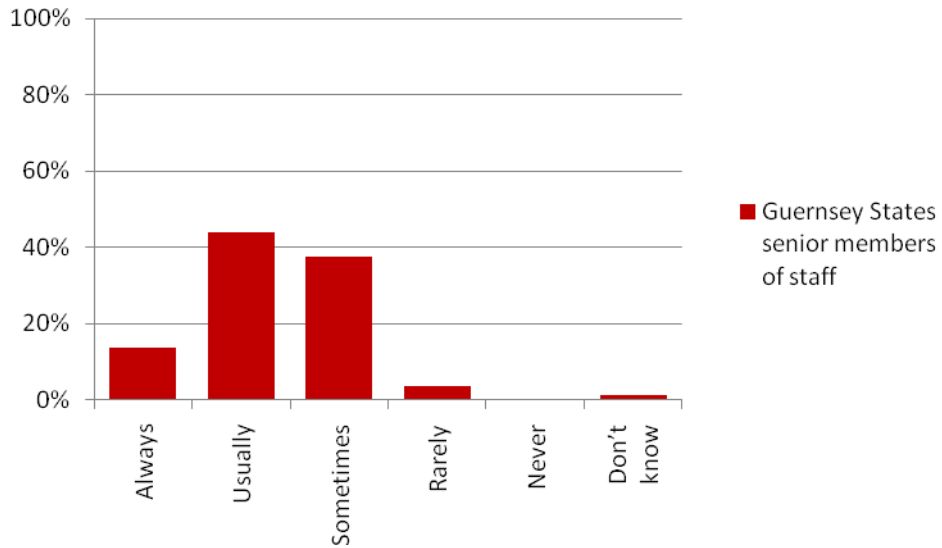
My department/committee acts on suggestions from external stakeholders

	Always	Usually	Sometimes	Rarely	Never	Don't know
Guernsey States senior members of staff	11.3%	23.8%	51.2%	5.0%	2.5%	6.3%



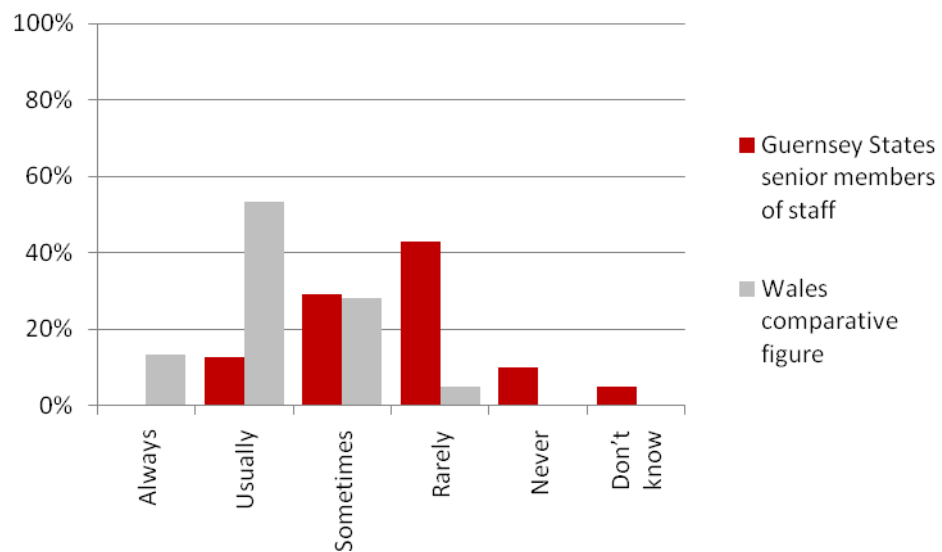
My department/committee uses feedback from consultations with external stakeholders effectively to inform policy and practice

	Always	Usually	Sometimes	Rarely	Never	Don't know
Guernsey States senior members of staff	13.8%	43.8%	37.5%	3.8%	0.0%	1.3%



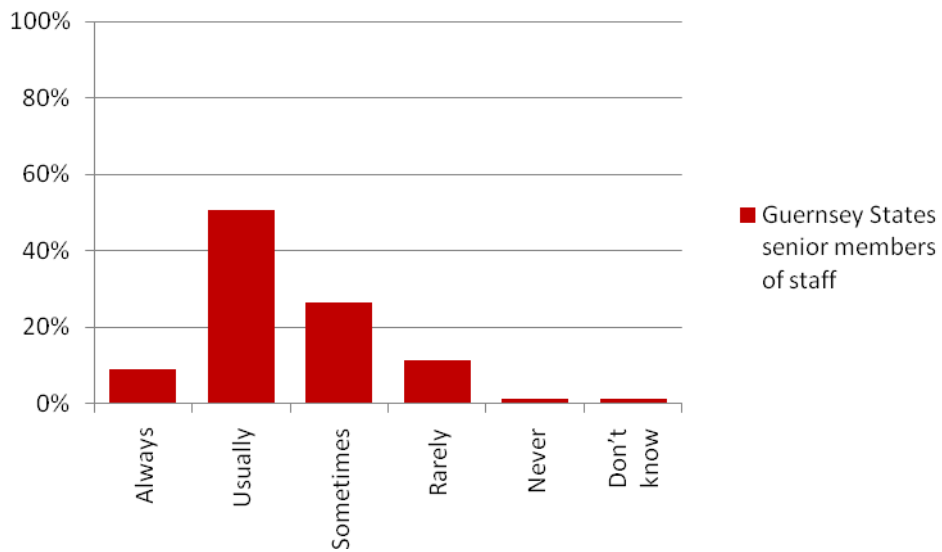
The States of Guernsey has effective arrangements to consult staff on key issues

	Always	Usually	Sometimes	Rarely	Never	Don't know
Guernsey States senior members of staff	0.0%	12.7%	29.1%	43.0%	10.1%	5.1%
Wales comparative figure	13.5%	53.3%	28.2%	5.0%	0.0%	0.0%



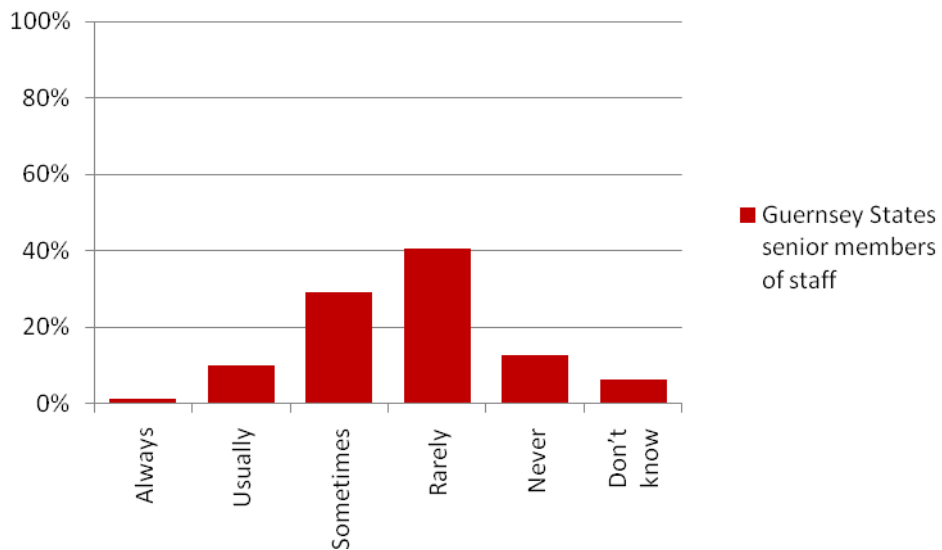
My department/committee has effective arrangements to consult staff on key issues

	Always	Usually	Sometimes	Rarely	Never	Don't know
Guernsey States senior members of staff	8.9%	50.6%	26.6%	11.4%	1.3%	1.3%



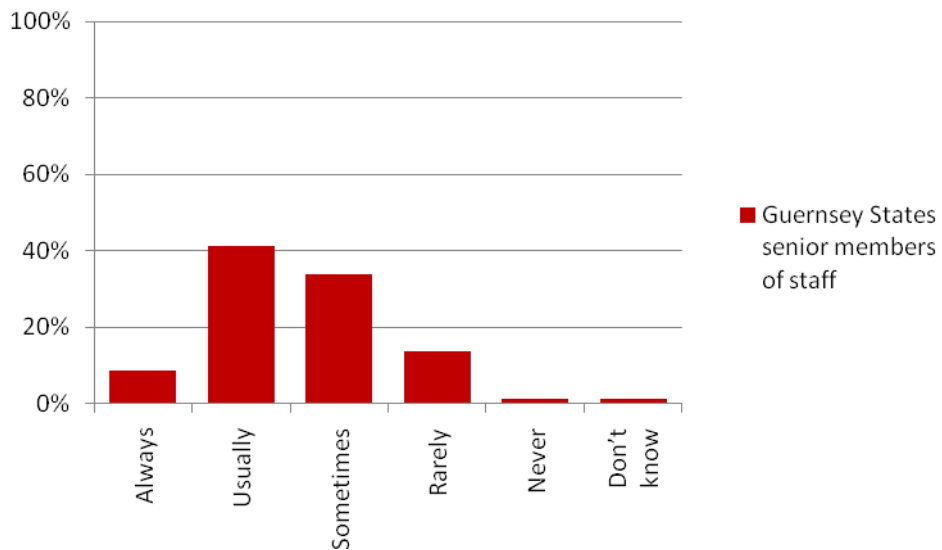
The States of Guernsey has effective arrangements to involve staff in the decision making process

	Always	Usually	Sometimes	Rarely	Never	Don't know
Guernsey States senior members of staff	1.3%	10.1%	29.1%	40.5%	12.7%	6.3%



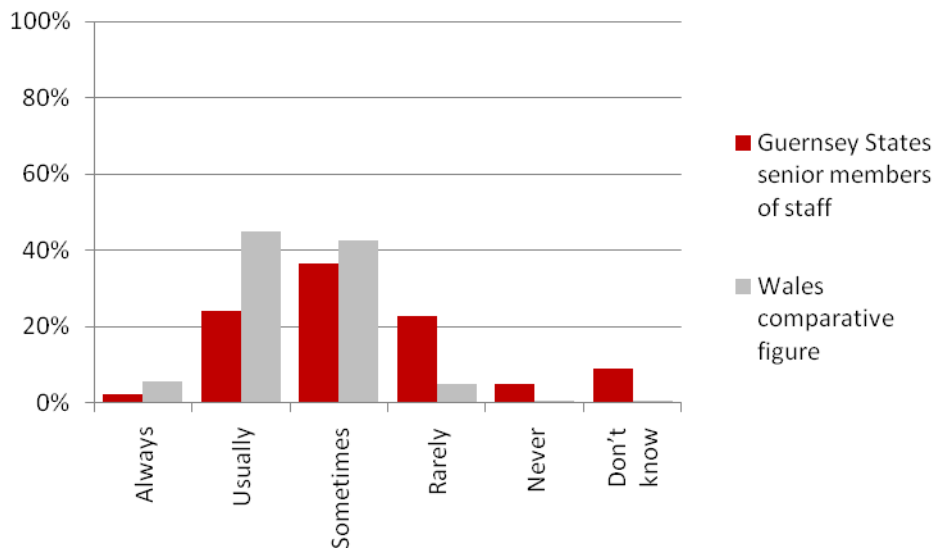
My department/committee has effective arrangements to involve staff in the decision making process

	Always	Usually	Sometimes	Rarely	Never	Don't know
Guernsey States senior members of staff	8.8%	41.3%	33.8%	13.8%	1.3%	1.3%



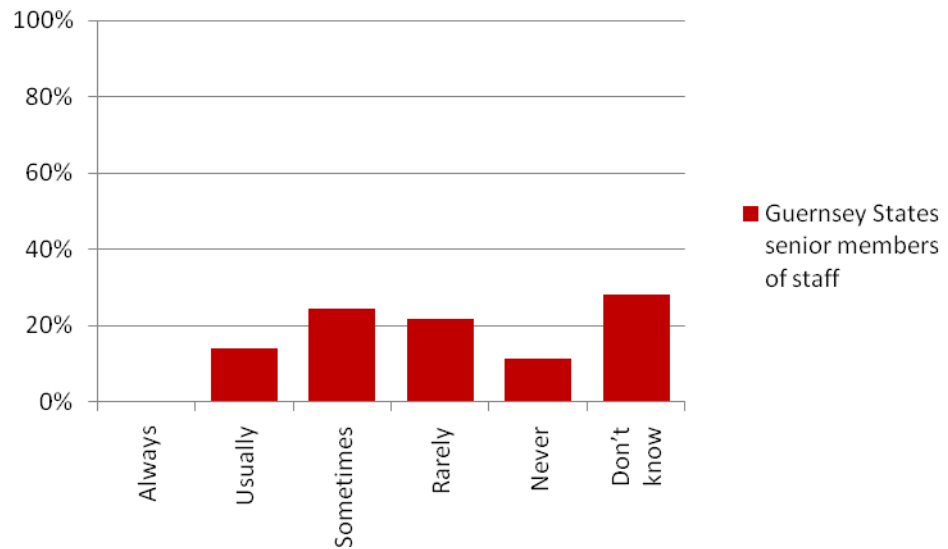
Systems to act upon staff issues are effective

	Always	Usually	Sometimes	Rarely	Never	Don't know
Guernsey States senior members of staff	2.5%	24.1%	36.7%	22.8%	5.1%	8.9%
Wales comparative figure	5.7%	45.0%	42.7%	5.0%	0.8%	0.8%



Members are clear about what is involved in their community leadership role

	Always	Usually	Sometimes	Rarely	Never	Don't know
Guernsey States senior members of staff	0.0%	14.1%	24.4%	21.8%	11.5%	28.2%





Wales Audit Office
24 Cathedral Road
Cardiff CF11 9LJ
Tel: 029 2032 0500
Fax: 029 2032 0600
Textphone: 029 2032 0660
E-mail: info@wao.gov.uk
Website: www.wao.gov.uk