



WALES AUDIT OFFICE
SWYDDFA ARCHWILIO CYMRU

Guernsey good governance results –
survey of States deputies/non-States
members

**Principle 1: Focusing on the
organisation's purpose and on
outcomes for Guernsey residents**

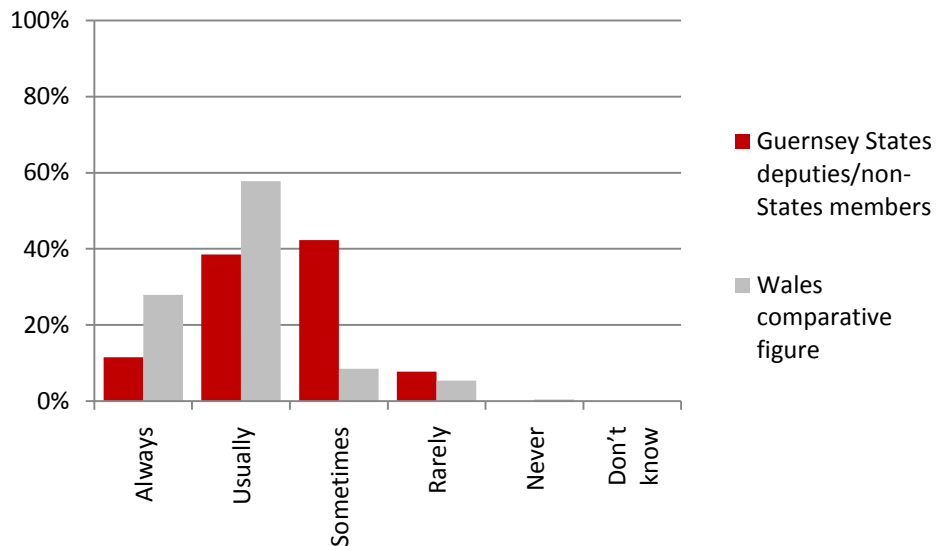


Status of this report

This report has been prepared by the Auditor General for the States of Guernsey Public Accounts Committee under an agreement with the States of Guernsey.

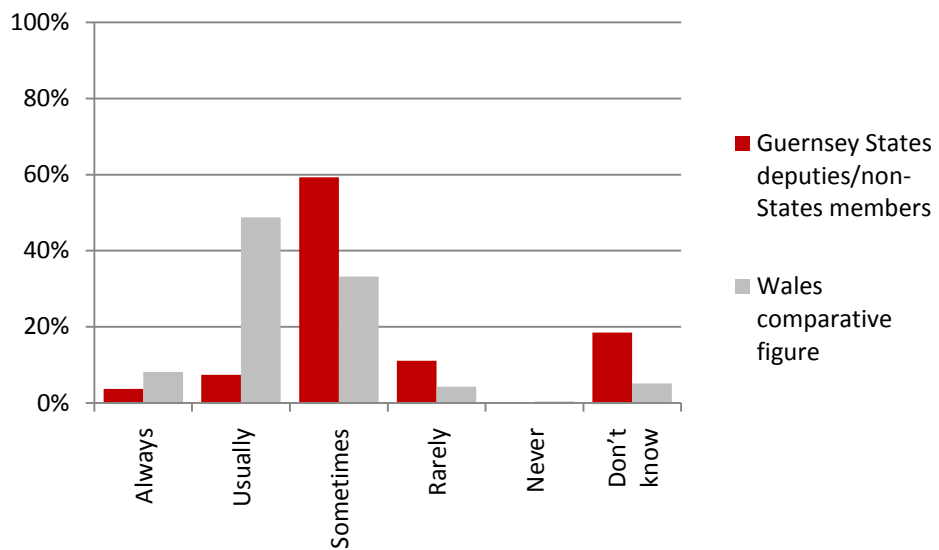
I am clear about the outcomes the States of Guernsey as a whole is trying to achieve

	Always	Usually	Sometimes	Rarely	Never	Don't know
Guernsey States deputies/non-States members	11.5%	38.5%	42.3%	7.7%	0.0%	0.0%
Wales comparative figure	27.9%	57.8%	8.5%	5.4%	0.4%	0.0%



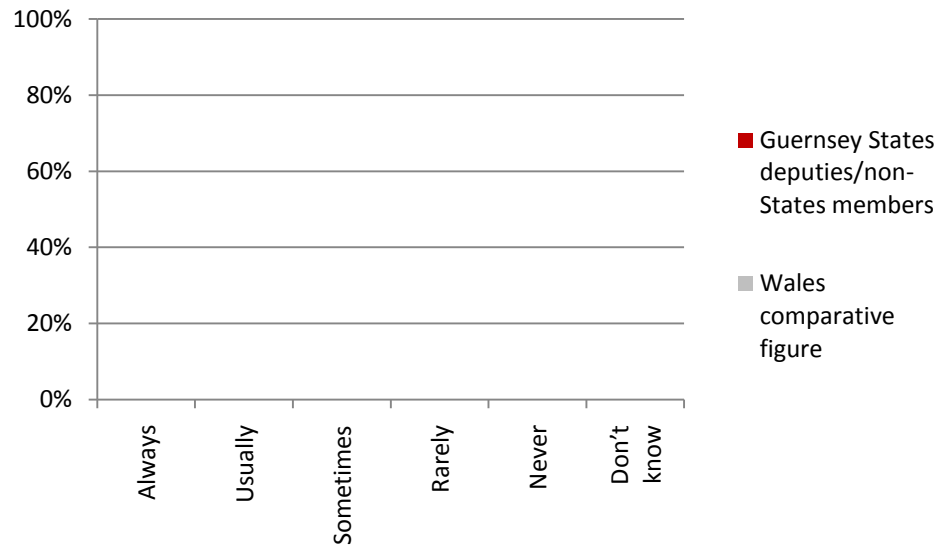
Other members are clear about the outcomes the States of Guernsey is trying to achieve

	Always	Usually	Sometimes	Rarely	Never	Don't know
Guernsey States deputies/non-States members	3.7%	7.4%	59.3%	11.1%	0.0%	18.5%
Wales comparative figure	8.2%	48.8%	33.2%	4.3%	0.4%	5.1%



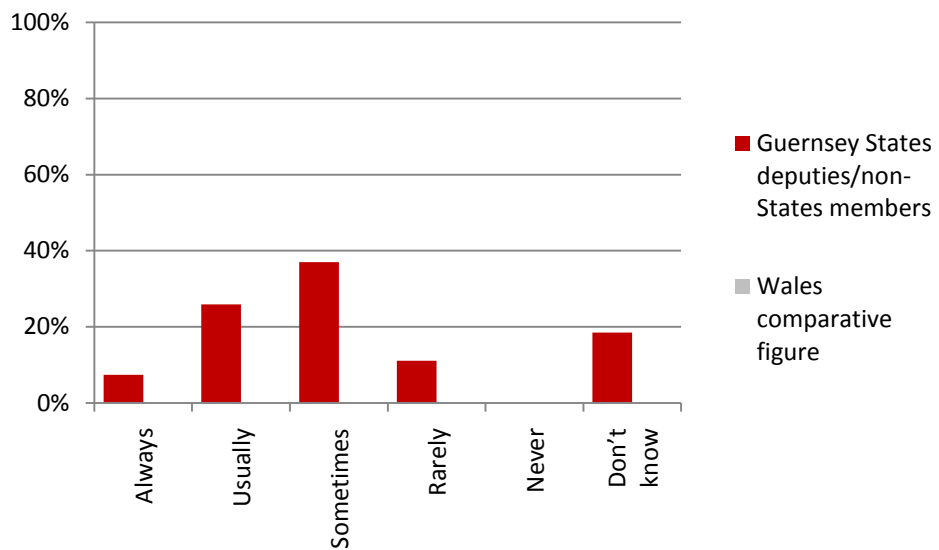
I am clear about the outcomes my department/committee is trying to achieve

	Always	Usually	Sometimes	Rarely	Never	Don't know
Guernsey States deputies/non-States members	59.2%	33.3%	3.7%	3.7%	0.0%	0.0%
Wales comparative figure						



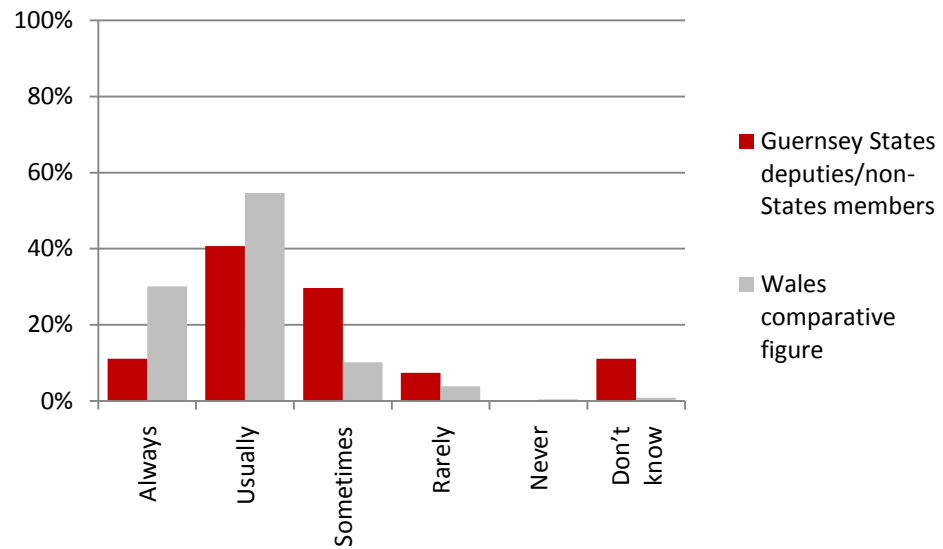
Other members are clear about the outcomes my department/committee is trying to achieve

	Always	Usually	Sometimes	Rarely	Never	Don't know
Guernsey States deputies/non-States members	7.4%	25.9%	37.0%	11.1%	0.0%	18.5%
Wales comparative figure						



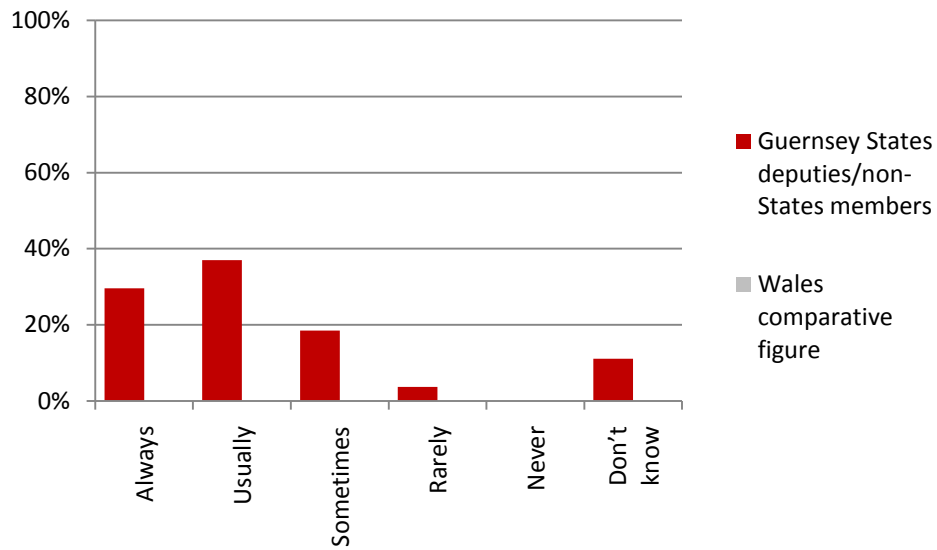
Senior members of staff are clear about the outcomes the States of Guernsey is trying to achieve

	Always	Usually	Sometimes	Rarely	Never	Don't know
Guernsey States deputies/non-States members	11.1%	40.7%	29.7%	7.4%	0.0%	11.1%
Wales comparative figure	30.1%	54.7%	10.2%	3.9%	0.4%	0.8%



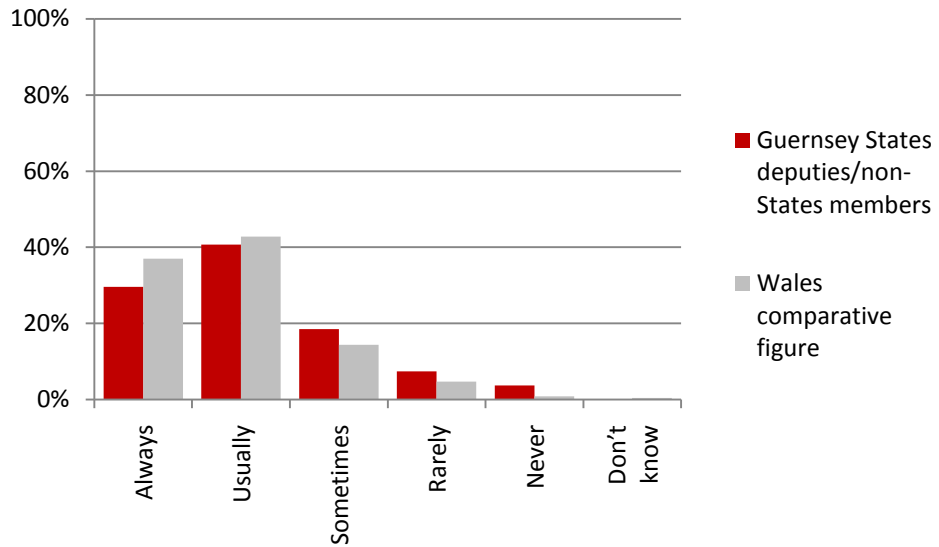
Senior members of staff are clear about the outcomes their department/committee is trying to achieve

	Always	Usually	Sometimes	Rarely	Never	Don't know
Guernsey States deputies/non-States members	29.6%	37.0%	18.5%	3.7%	0.0%	11.1%
Wales comparative figure						



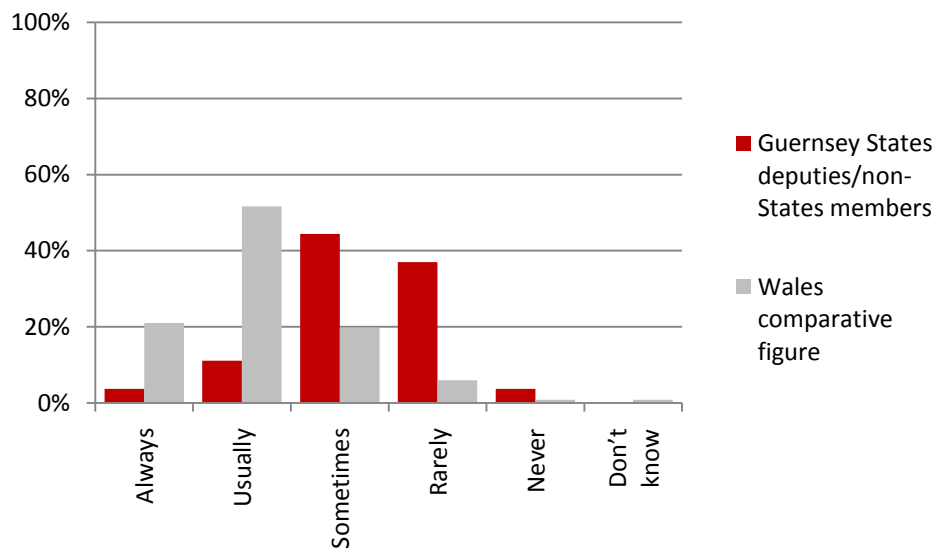
I am clear about how these outcomes take into account human rights, equalities and diversity issues

	Always	Usually	Sometimes	Rarely	Never	Don't know
Guernsey States deputies/non-States members	29.6%	40.7%	18.5%	7.4%	3.7%	0.0%
Wales comparative figure	37.0%	42.8%	14.4%	4.7%	0.8%	0.4%



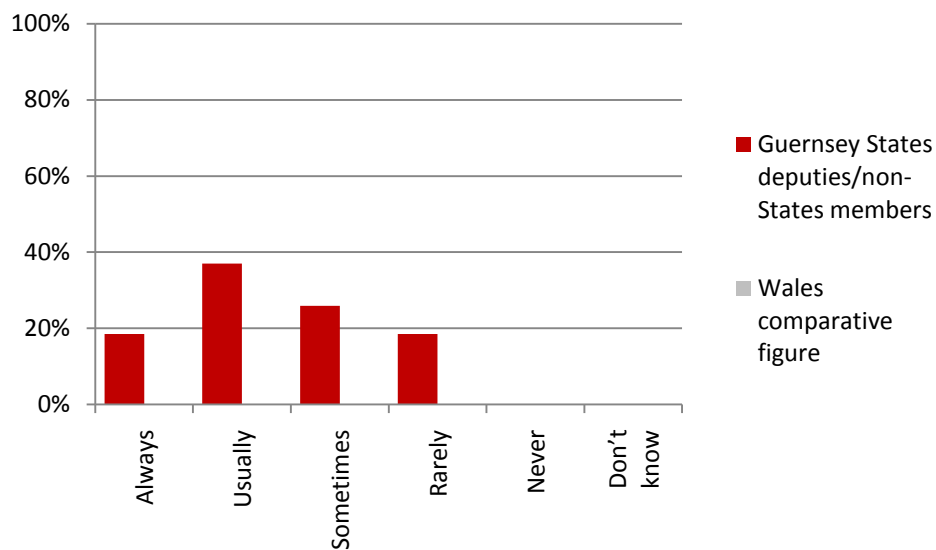
Achieving desired outcomes is well integrated into planning and decision making within the States of Guernsey as a whole

	Always	Usually	Sometimes	Rarely	Never	Don't know
Guernsey States deputies/non-States members	3.7%	11.1%	44.4%	37.0%	3.7%	0.0%
Wales comparative figure	21.0%	51.6%	19.8%	6.0%	0.8%	0.8%



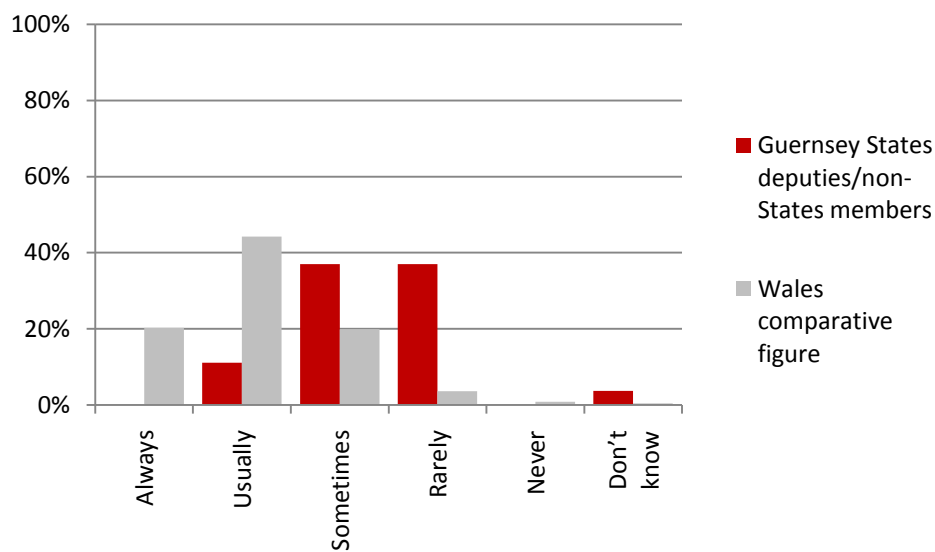
Achieving desired outcomes is well integrated into planning and decision making at a departmental/committee level

	Always	Usually	Sometimes	Rarely	Never	Don't know
Guernsey States deputies/non-States members	18.5%	37.0%	25.9%	18.5%	0.0%	0.0%
Wales comparative figure						



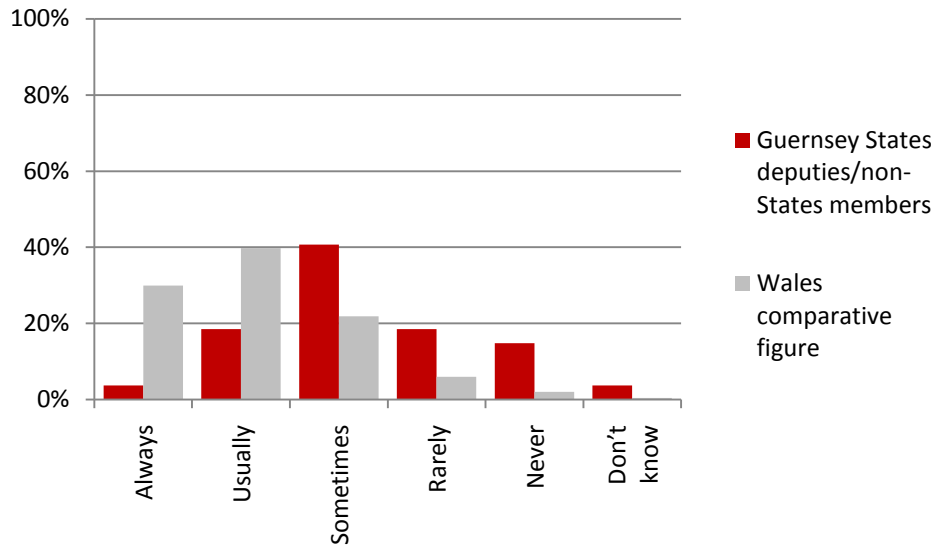
External stakeholders find it easy to find out what strategic decisions have been made and the reasons for them

	Always	Usually	Sometimes	Rarely	Never	Don't know
Guernsey States deputies/non-States members	0.0%	11.1%	37.0%	37.0%	0.0%	3.7%
Wales comparative figure	20.3%	44.2%	19.9%	3.6%	0.8%	0.4%



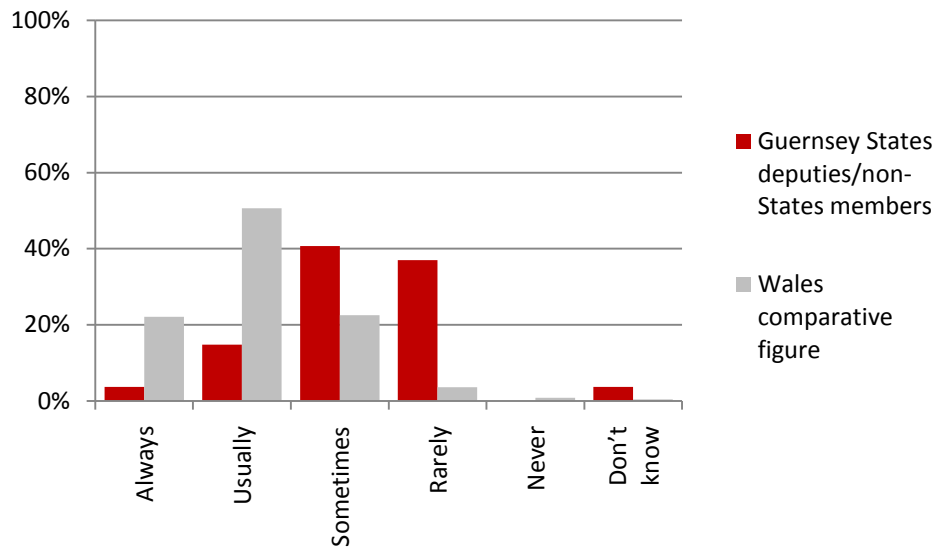
I receive useful information on quality of services for users

	Always	Usually	Sometimes	Rarely	Never	Don't know
Guernsey States deputies/non-States members	3.7%	18.5%	40.7%	18.5%	14.8%	3.7%
Wales comparative figure	29.9%	39.8%	21.9%	6.0%	2.0%	0.4%



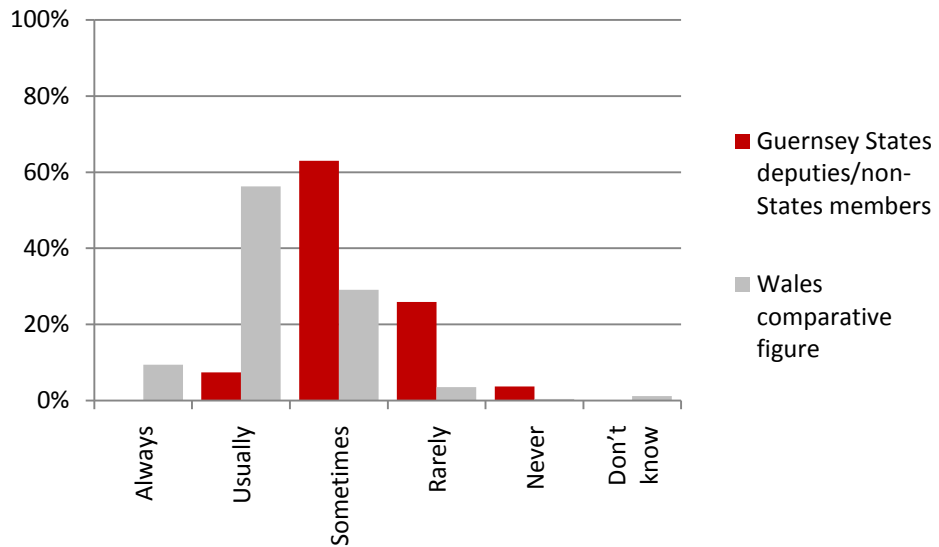
I know how well the States of Guernsey is achieving its outcomes

	Always	Usually	Sometimes	Rarely	Never	Don't know
Guernsey States deputies/non-States members	3.7%	14.8%	40.7%	37.0%	0.0%	3.7%
Wales comparative figure	22.1%	50.6%	22.5%	3.6%	0.8%	0.4%



The States of Guernsey is achieving its desired outcomes

	Always	Usually	Sometimes	Rarely	Never	Don't know
Guernsey States deputies/non-States members	0.0%	7.4%	63.0%	25.9%	3.7%	0.0%
Wales comparative figure	9.4%	56.3%	29.1%	3.5%	0.4%	1.2%





Wales Audit Office
24 Cathedral Road
Cardiff CF11 9LJ
Tel: 029 2032 0500
Fax: 029 2032 0600
Textphone: 029 2032 0660
E-mail: info@wao.gov.uk
Website: www.wao.gov.uk