



WALES AUDIT OFFICE  
SWYDDFA ARCHWILIO CYMRU

Guernsey good governance results –  
survey of States deputies/non-States  
members

**Principle 5: Developing the capacity  
and capability of the governing  
body and staff to be effective**

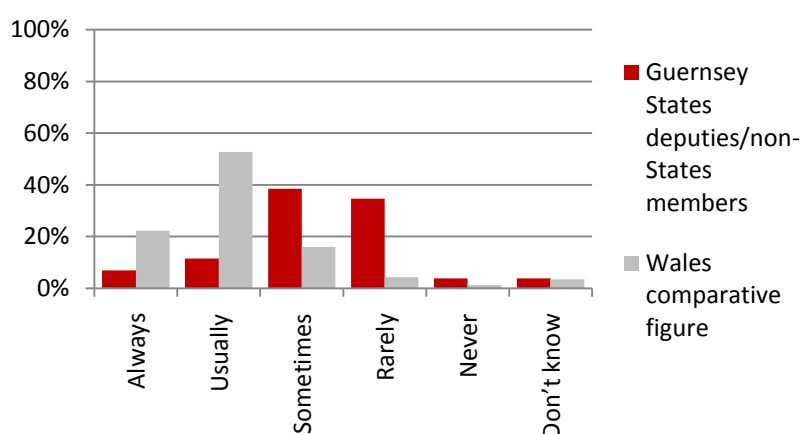


### **Status of this report**

This report has been prepared by the Auditor General for the States of Guernsey Public Accounts Committee under an agreement with the States of Guernsey.

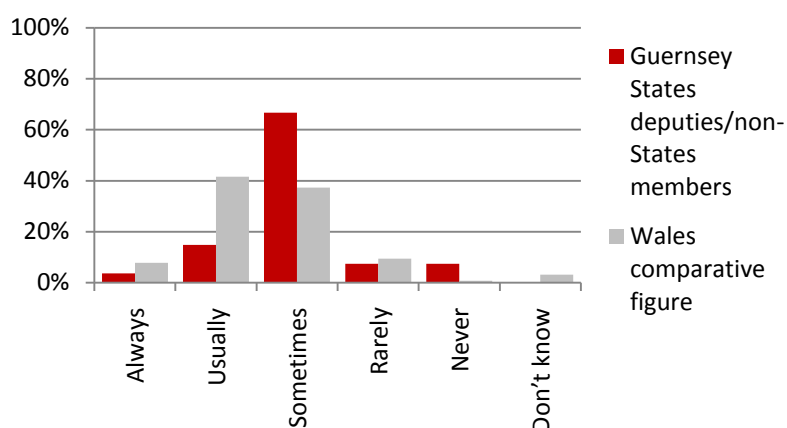
## The States of Guernsey knows what skills members should have to do their job effectively

	Always	Usually	Sometimes	Rarely	Never	Don't know
Guernsey States deputies/non-States members	6.9%	11.5%	38.5%	34.6%	3.8%	3.8%
Wales comparative figure	22.3%	52.7%	16.0%	4.3%	1.2%	3.5%



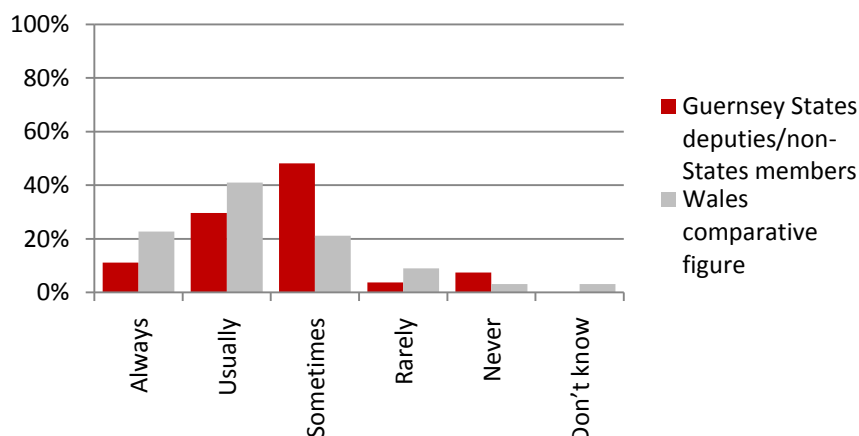
## Members are appropriately skilled

	Always	Usually	Sometimes	Rarely	Never	Don't know
Guernsey States deputies/non-States members	3.7%	14.8%	66.7%	7.4%	7.4%	0.0%
Wales comparative figure	7.8%	41.6%	37.3%	9.4%	0.8%	3.1%



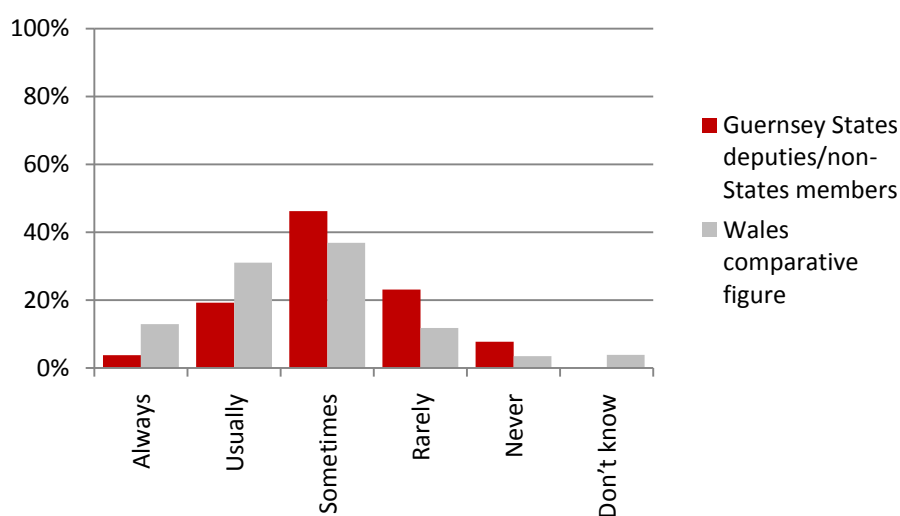
## The selection/election processes for members identify people from a wide cross section of society

	Always	Usually	Sometimes	Rarely	Never	Don't know
Guernsey States deputies/non-States members	11.1%	29.6%	48.1%	3.7%	7.4%	0.0%
Wales comparative figure	22.7%	41.0%	21.1%	9.0%	3.1%	3.1%



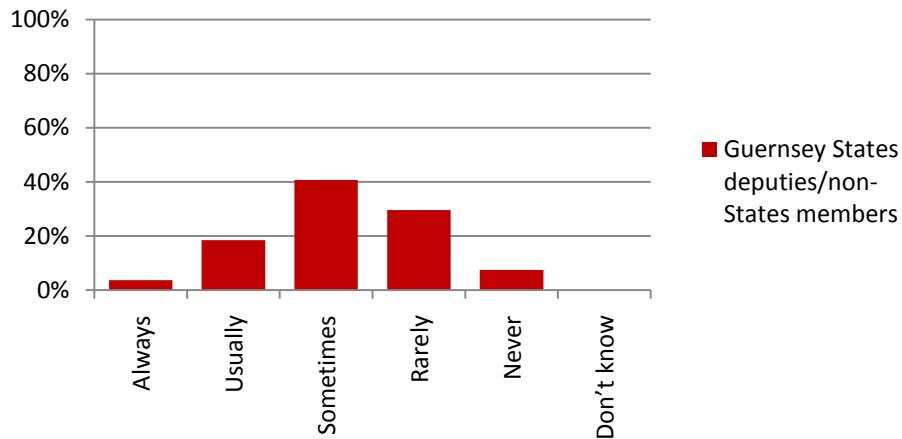
## The selection/election processes for members identify people with the right skills and knowledge

	Always	Usually	Sometimes	Rarely	Never	Don't know
Guernsey States deputies/non-States members	3.8%	19.2%	46.2%	23.1%	7.7%	0.0%
Wales comparative figure	12.9%	31.0%	36.9%	11.8%	3.5%	3.9%



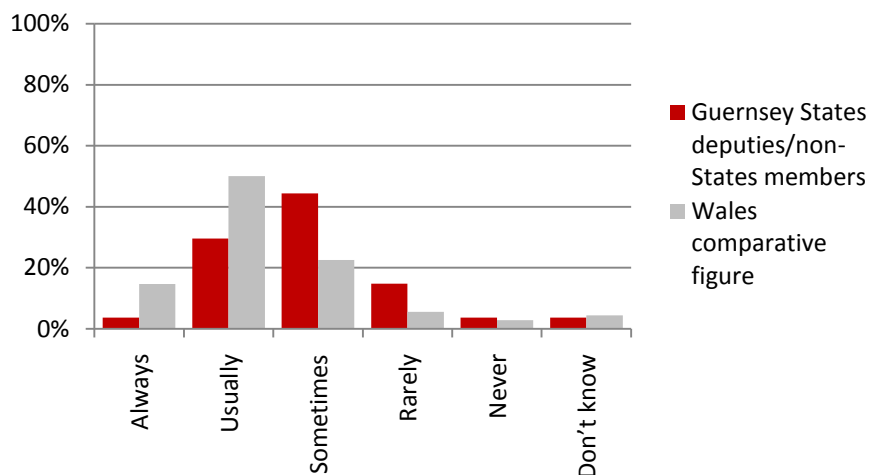
## The departmental/committee selection processes for members consistently identify people with the right skills and knowledge

	Always	Usually	Sometimes	Rarely	Never	Don't know
Guernsey States deputies/non-States members	3.7%	18.5%	40.7%	29.6%	7.4%	0.0%



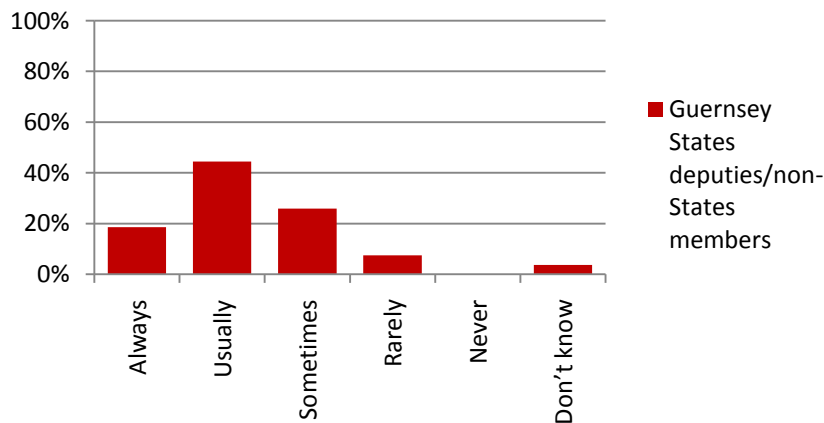
## The States of Guernsey has the right balance of long-standing as well as new members

	Always	Usually	Sometimes	Rarely	Never	Don't know
Guernsey States deputies/non-States members	3.7%	29.6%	44.4%	14.8%	3.7%	3.7%
Wales comparative figure	14.7%	50.0%	22.6%	5.6%	2.8%	4.4%



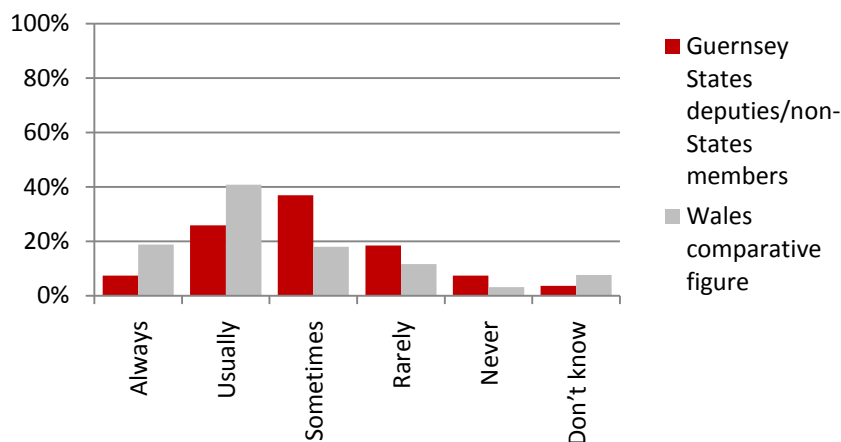
## My department/committee has the right balance of long-standing as well as new members

	Always	Usually	Sometimes	Rarely	Never	Don't know
Guernsey States deputies/non-States members	18.5%	44.4%	25.9%	7.4%	0.0%	3.7%



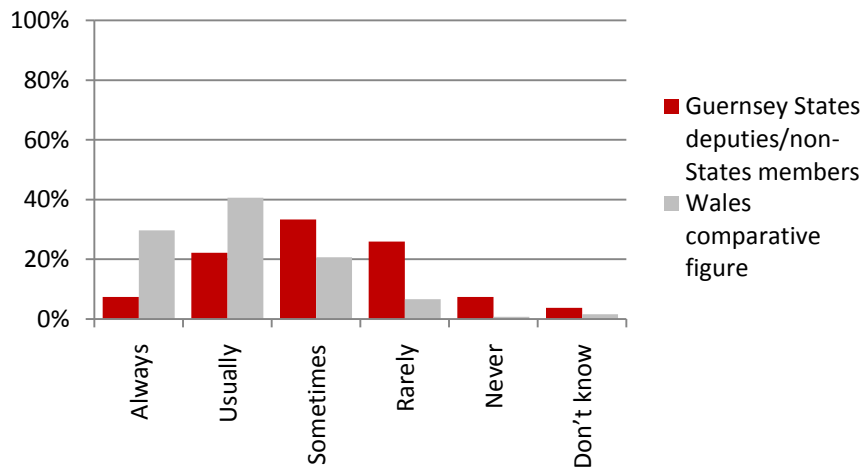
## The States of Guernsey takes appropriate measures to ensure that becoming a member is practical for a wide range of people

	Always	Usually	Sometimes	Rarely	Never	Don't know
Guernsey States deputies/non-States members	7.4%	25.9%	37.0%	18.5%	7.4%	3.7%
Wales comparative figure	18.8%	40.8%	18.0%	11.6%	3.2%	7.6%



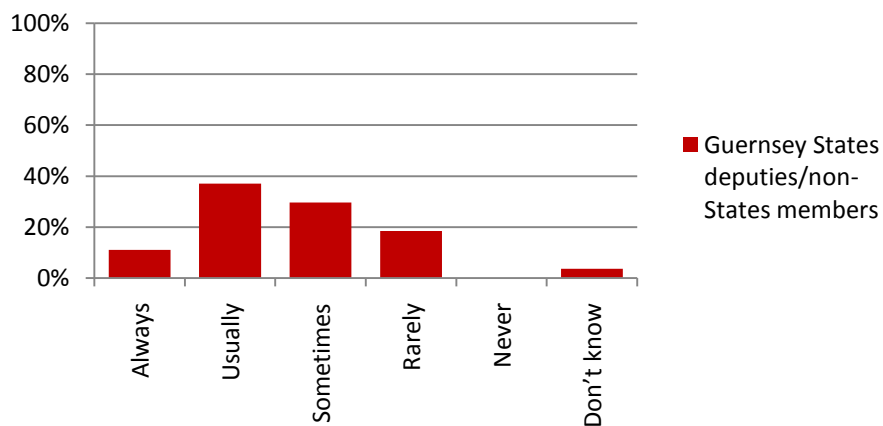
## The States of Guernsey has systems to ensure that the skills and knowledge of members are appropriately developed

	Always	Usually	Sometimes	Rarely	Never	Don't know
Guernsey States deputies/non-States members	7.4%	22.2%	33.3%	25.9%	7.4%	3.7%
Wales comparative figure	29.7%	40.6%	20.7%	6.6%	0.8%	1.6%



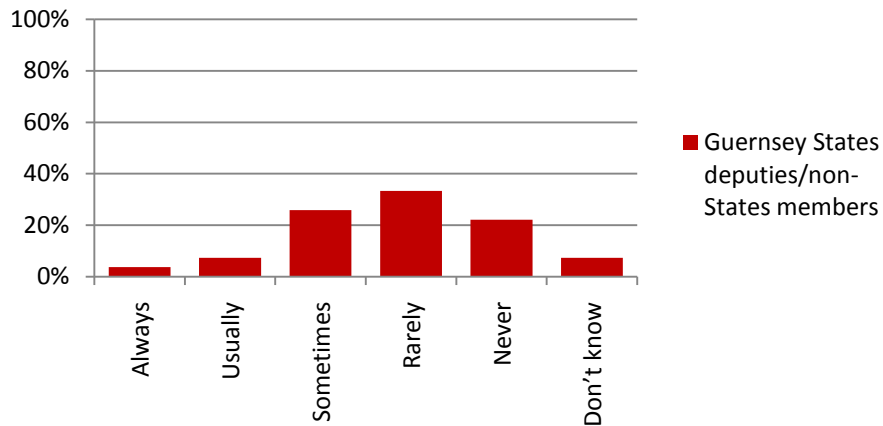
## My department/committee has systems to ensure that the skills and knowledge of members are appropriately developed

	Always	Usually	Sometimes	Rarely	Never	Don't know
Guernsey States deputies/non-States members	11.1%	37.0%	29.6%	18.5%	0.0%	3.7%



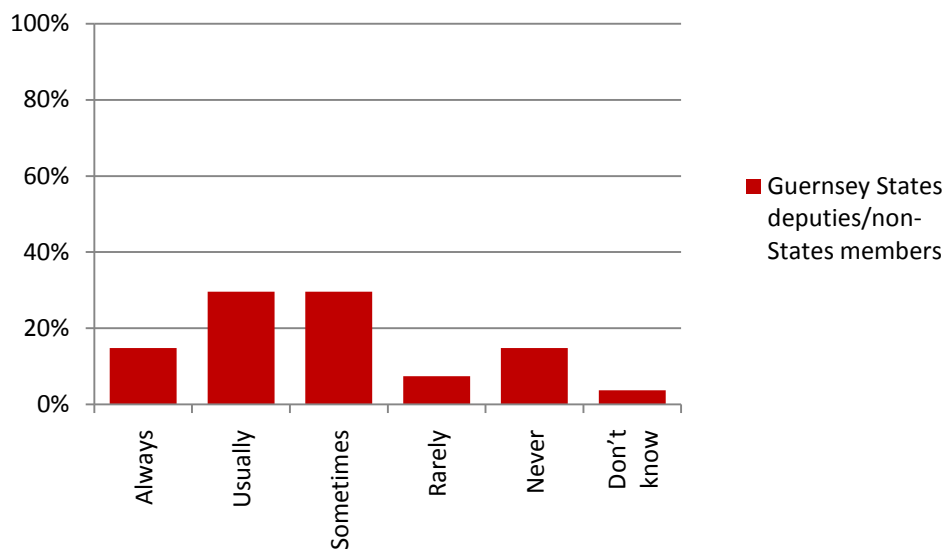
## My performance within my department/committee is appropriately reviewed

	Always	Usually	Sometimes	Rarely	Never	Don't know
Guernsey States deputies/non-States members	3.7%	7.4%	25.9%	33.3%	22.2%	7.4%



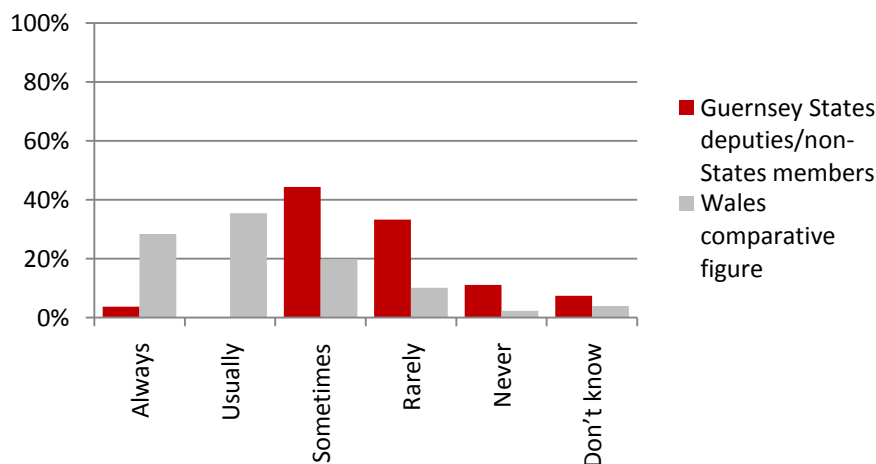
## My departmental board/committee reviews its own performance

	Always	Usually	Sometimes	Rarely	Never	Don't know
Guernsey States deputies/non-States members	14.8%	29.6%	29.6%	7.4%	14.8%	3.7%



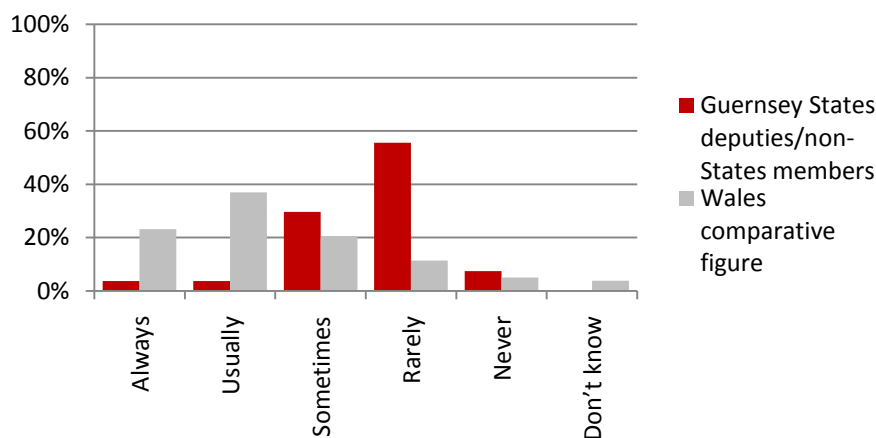
## The States of Guernsey works to improve the performance of its key committees and boards to ensure delivery of the outcomes for Guernsey residents

	Always	Usually	Sometimes	Rarely	Never	Don't know
Guernsey States deputies/non-States members	3.7%	0.0%	44.4%	33.3%	11.1%	7.4%
Wales comparative figure	28.4%	35.4%	19.8%	10.1%	2.3%	3.9%



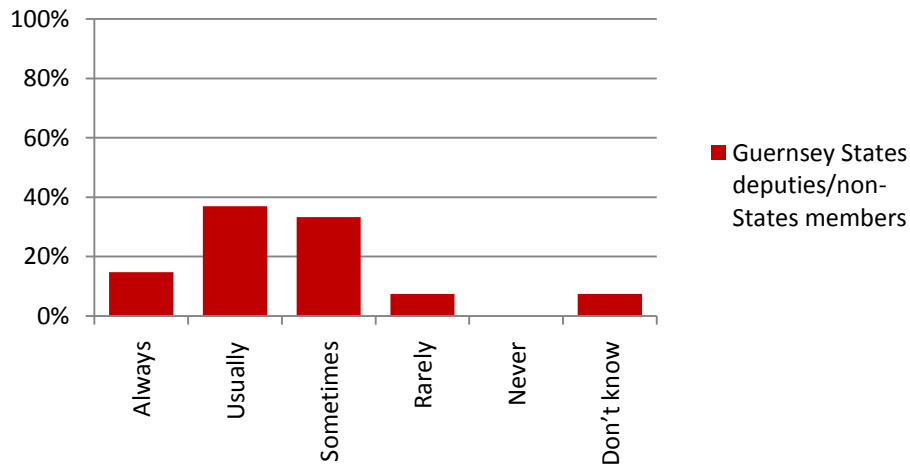
## The States of Guernsey learns from its mistakes

	Always	Usually	Sometimes	Rarely	Never	Don't know
Guernsey States deputies/non-States members	3.7%	3.7%	29.6%	55.6%	7.4%	0.0%
Wales comparative figure	23.2%	37.0%	20.5%	11.4%	5.1%	3.9%



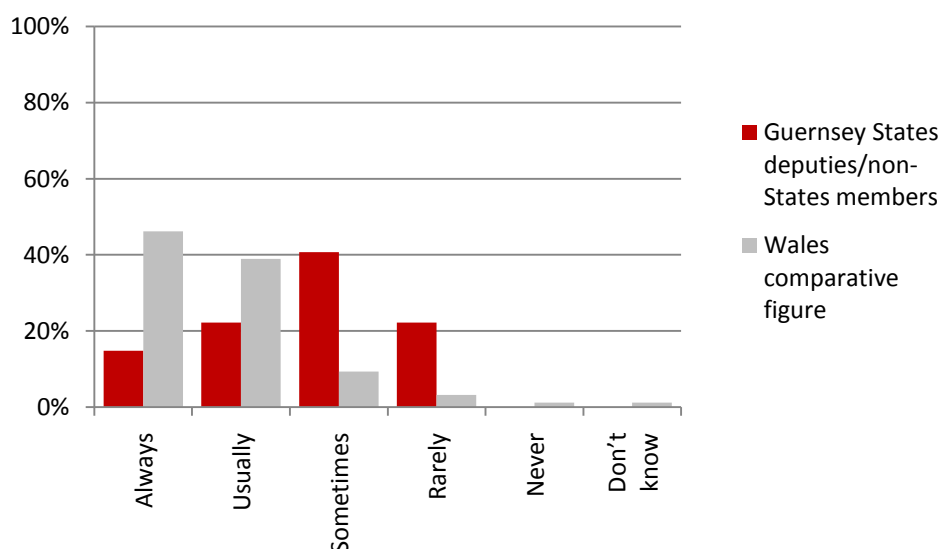
## My department/committee learns from its mistakes

	Always	Usually	Sometimes	Rarely	Never	Don't know
Guernsey States deputies/non-States members	14.8%	37.0%	33.3%	7.4%	0.0%	7.4%



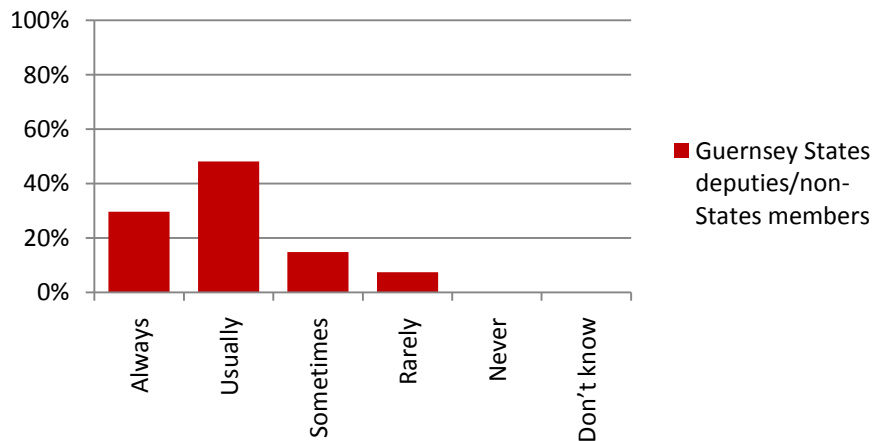
## The States of Guernsey seeks to promote good practice in all its activities

	Always	Usually	Sometimes	Rarely	Never	Don't know
Guernsey States deputies/non-States members	14.8%	22.2%	40.7%	22.2%	0.0%	0.0%
Wales comparative figure	46.2%	38.9%	9.3%	3.2%	1.2%	1.2%



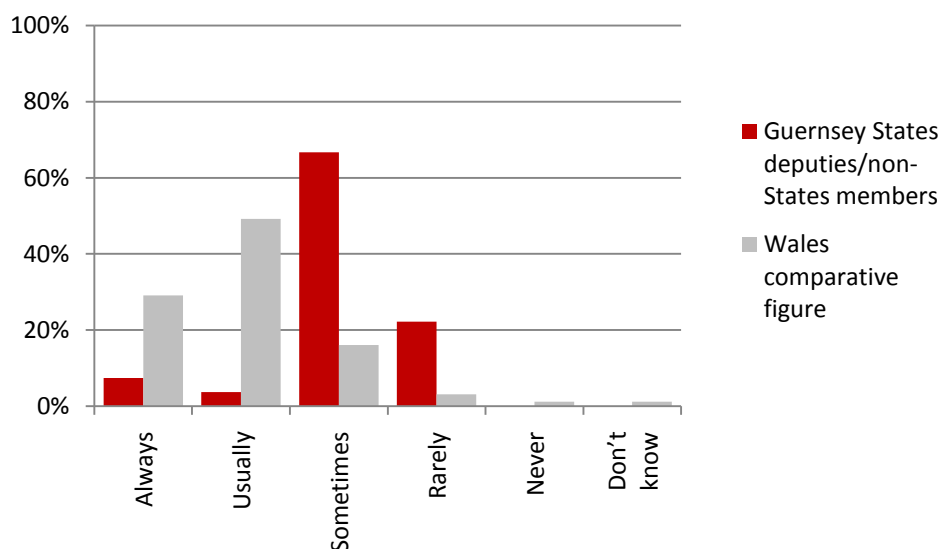
## My department/committee seeks to promote good practice in all its activities

	Always	Usually	Sometimes	Rarely	Never	Don't know
Guernsey States deputies/non-States members	29.6%	48.1%	14.8%	7.4%	0.0%	0.0%



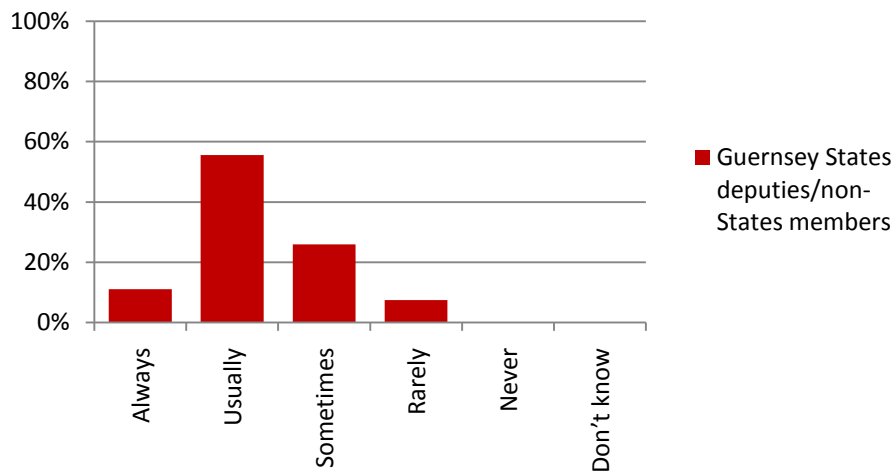
## The States of Guernsey identifies and applies good practice

	Always	Usually	Sometimes	Rarely	Never	Don't know
Guernsey States deputies/non-States members	7.4%	3.7%	66.7%	22.2%	0.0%	0.0%
Wales comparative figure	29.1%	49.2%	16.1%	3.1%	1.2%	1.2%



## My department/committee identifies and applies good practice

	Always	Usually	Sometimes	Rarely	Never	Don't know
Guernsey States deputies/non-States members	11.1%	55.6%	25.9%	7.4%	0.0%	0.0%







---

Wales Audit Office  
24 Cathedral Road  
Cardiff CF11 9LJ  
Tel: 029 2032 0500  
Fax: 029 2032 0600  
Textphone: 029 2032 0660  
E-mail: [info@wao.gov.uk](mailto:info@wao.gov.uk)  
Website: [www.wao.gov.uk](http://www.wao.gov.uk)