



WALES AUDIT OFFICE  
SWYDDFA ARCHWILIO CYMRU

Guernsey good governance results –  
survey of States deputies/non-States  
members

**Principle 6: Local people, partners  
and other stakeholders to ensure  
robust accountability**

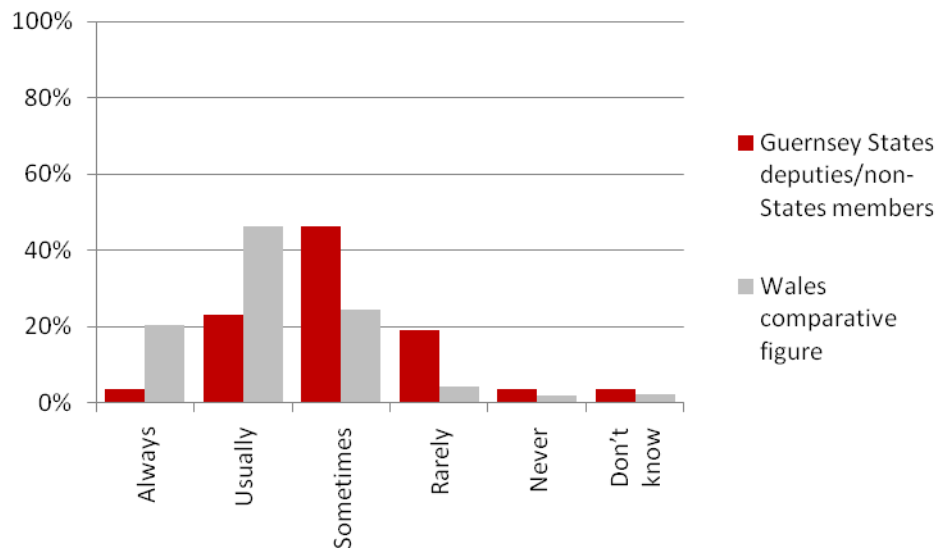


### **Status of this report**

This report has been prepared by the Auditor General for the States of Guernsey Public Accounts Committee under an agreement with the States of Guernsey.

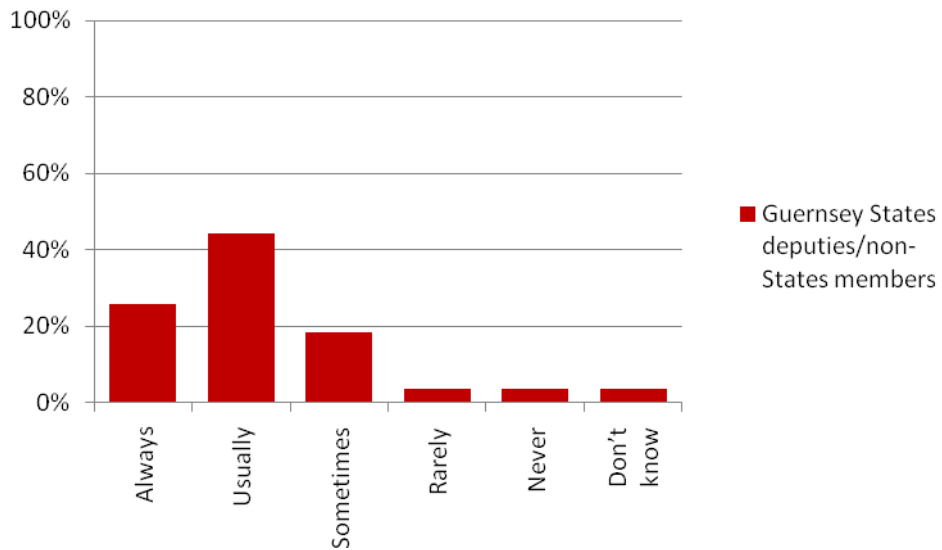
## I am clear about the partners with which the States of Guernsey is working to improve outcomes for Guernsey residents

	Always	Usually	Sometimes	Rarely	Never	Don't know
Guernsey States deputies/non-States members	3.8%	23.1%	46.2%	19.2%	3.8%	3.8%
Wales comparative figure	20.6%	46.3%	24.5%	4.3%	1.9%	2.3%



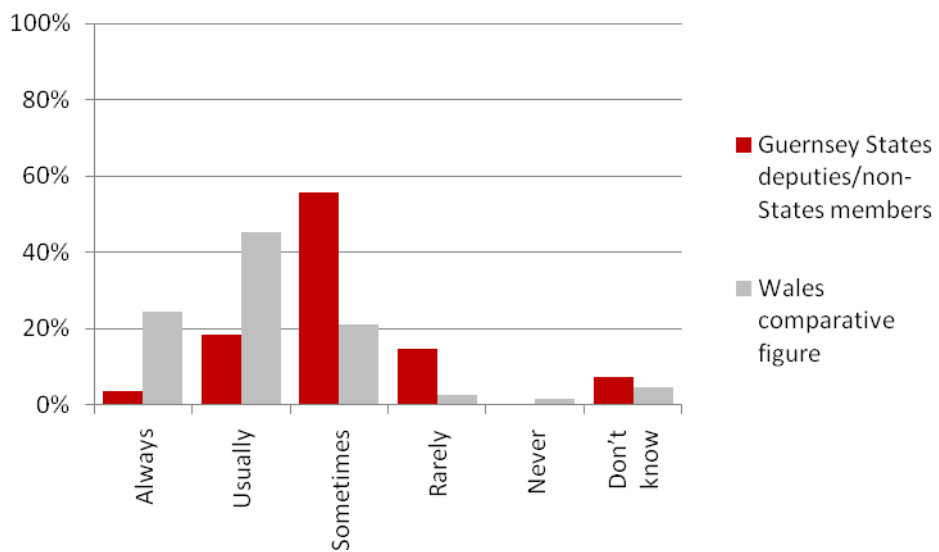
## I am clear about the partners with which my department/committee is working to improve outcomes for Guernsey residents

	Always	Usually	Sometimes	Rarely	Never	Don't know
Guernsey States deputies/non-States members	25.9%	44.4%	18.5%	3.7%	3.7%	3.7%



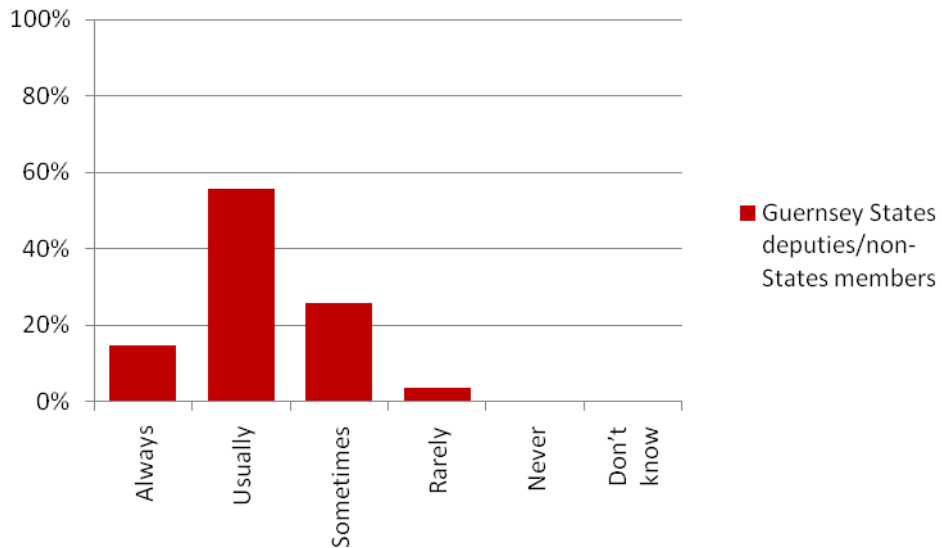
## The States of Guernsey works effectively with partners to improve outcomes for residents

	Always	Usually	Sometimes	Rarely	Never	Don't know
Guernsey States deputies/non-States members	3.7%	18.5%	55.6%	14.8%	0.0%	7.4%
Wales comparative figure	24.4%	45.3%	21.3%	2.7%	1.6%	4.7%



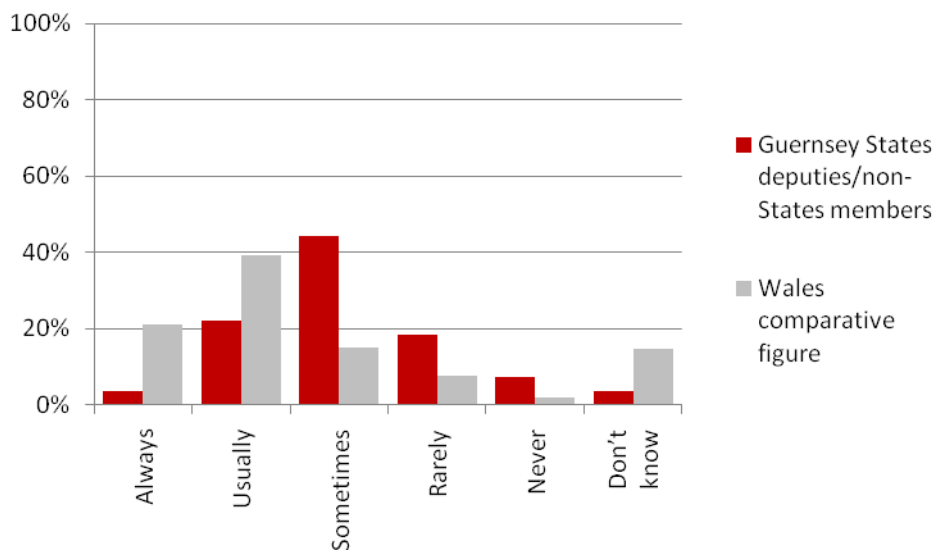
## My department/committee works effectively with partners to improve outcomes for residents

	Always	Usually	Sometimes	Rarely	Never	Don't know
Guernsey States deputies/non-States members	14.8%	55.6%	25.9%	3.7%	0.0%	0.0%



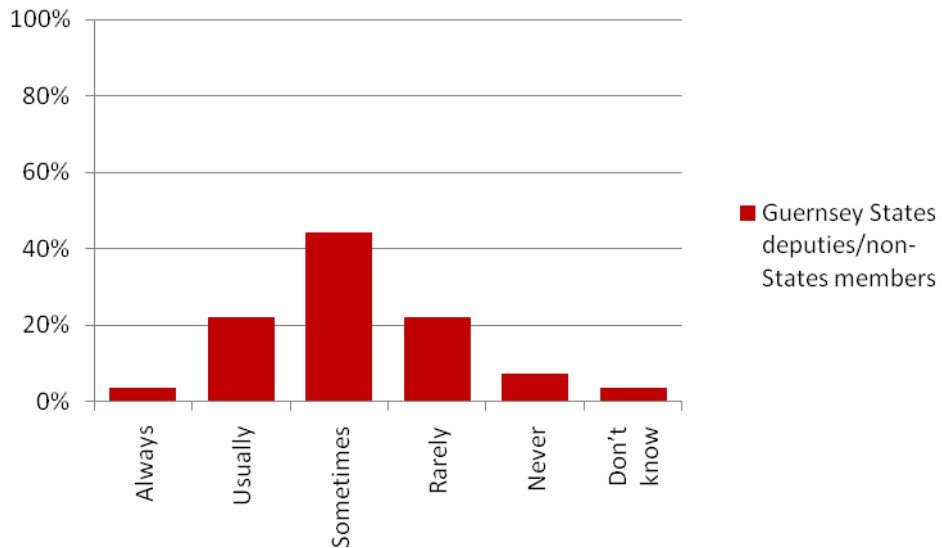
## There are effective arrangements for external stakeholders to challenge the States of Guernsey

	Always	Usually	Sometimes	Rarely	Never	Don't know
Guernsey States deputies/non-States members	3.7%	22.2%	44.4%	18.5%	7.4%	3.7%
Wales comparative figure	21.1%	39.1%	15.2%	7.8%	2.0%	14.8%



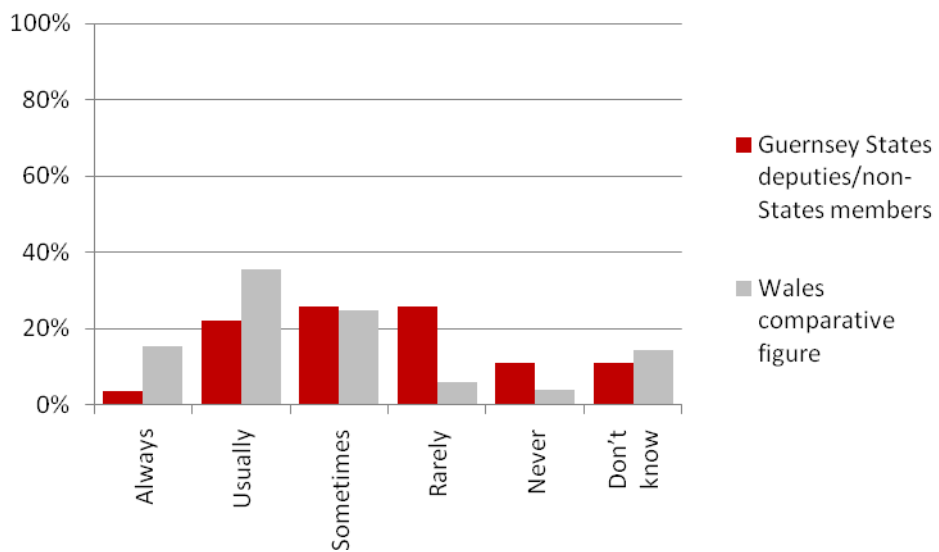
## There are effective arrangements for external stakeholders to challenge my department/committee

	Always	Usually	Sometimes	Rarely	Never	Don't know
Guernsey States deputies/non-States members	3.7%	22.2%	44.4%	22.2%	7.4%	3.7%



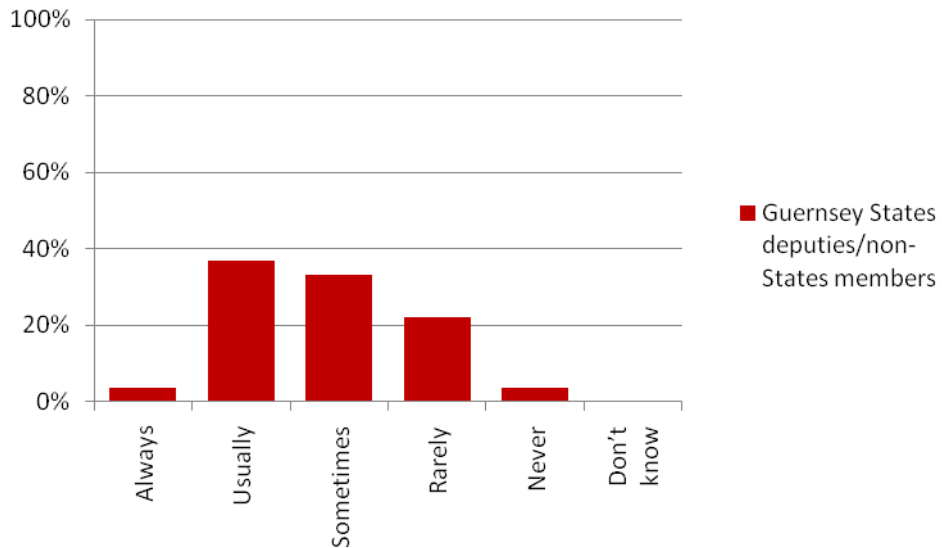
## External stakeholders are involved in service review arrangements

	Always	Usually	Sometimes	Rarely	Never	Don't know
Guernsey States deputies/non-States members	3.7%	22.2%	25.9%	25.9%	11.1%	11.1%
Wales comparative figure	15.3%	35.7%	24.7%	5.9%	3.9%	14.5%



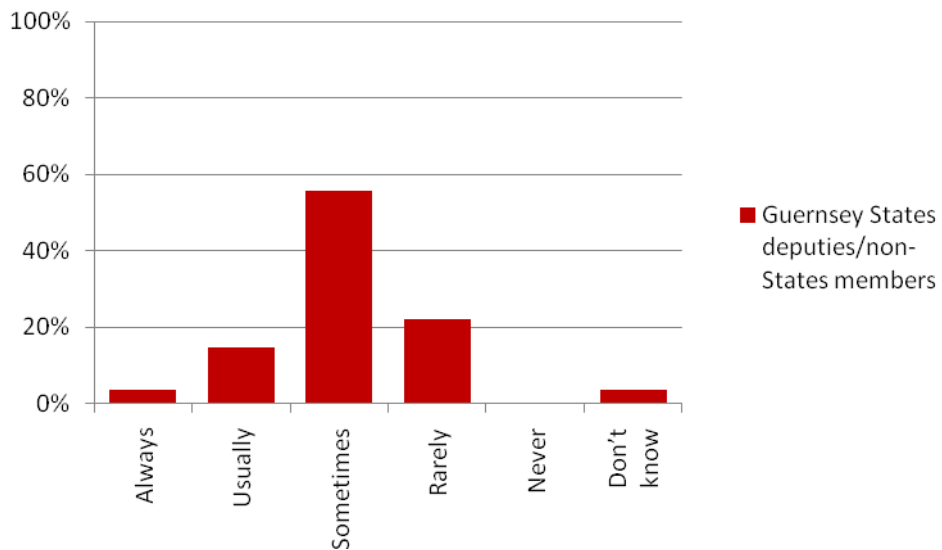
## My department/committee has effective systems to listen to suggestions from external stakeholders

	Always	Usually	Sometimes	Rarely	Never	Don't know
Guernsey States deputies/non-States members	3.7%	37.0%	33.3%	22.2%	3.7%	0.0%



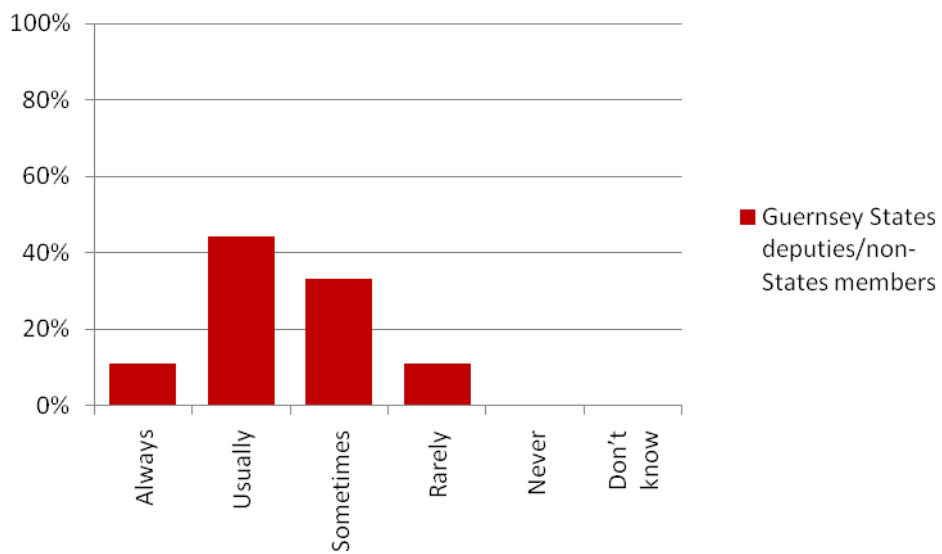
## My department/committee acts on suggestions from external stakeholders

	Always	Usually	Sometimes	Rarely	Never	Don't know
Guernsey States deputies/non-States members	3.7%	14.8%	55.6%	22.2%	0.0%	3.7%



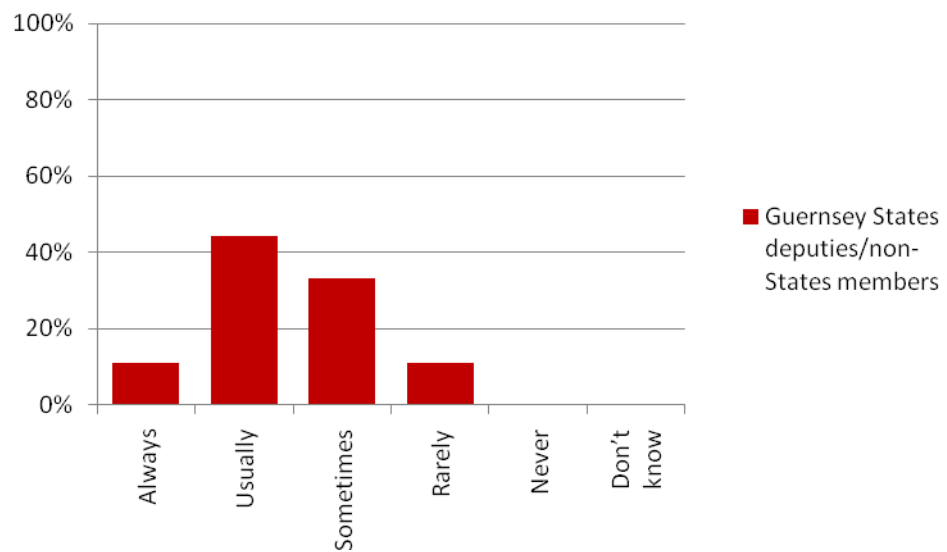
## My department/committee uses feedback from consultations with external stakeholders effectively to inform policy and practice

	Always	Usually	Sometimes	Rarely	Never	Don't know
Guernsey States deputies/non-States members	11.1%	44.4%	33.3%	11.1%	0.0%	0.0%



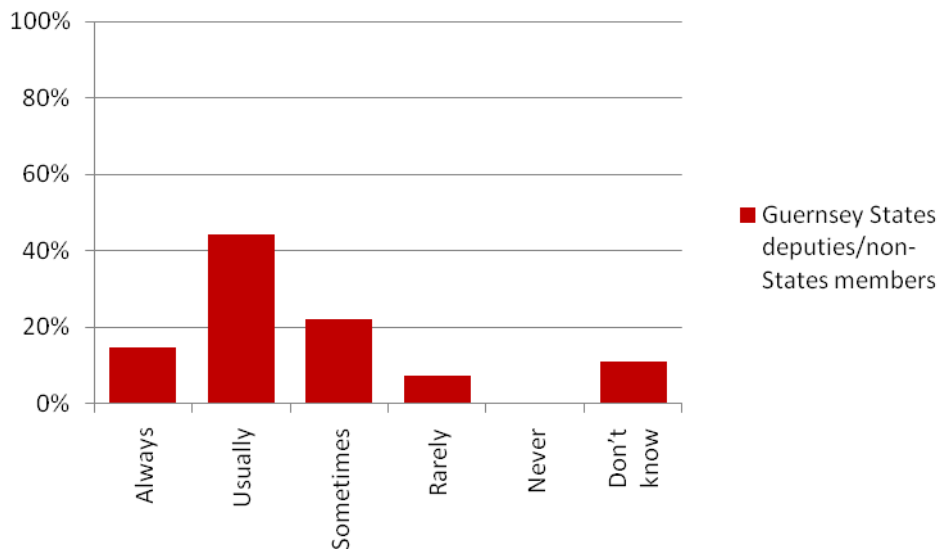
## The States of Guernsey has effective arrangements to consult staff on key issues

	Always	Usually	Sometimes	Rarely	Never	Don't know
Guernsey States deputies/non-States members	3.7%	22.2%	37.0%	14.8%	2.5%	5.1%
Wales comparative figure	26.7%	45.8%	13.1%	4.0%	2.0%	8.4%



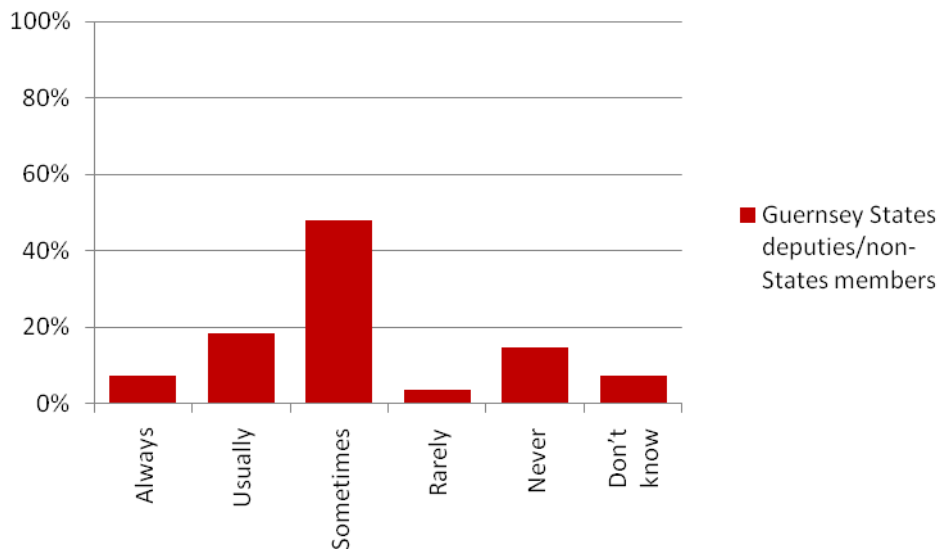
## My department/committee has effective arrangements to consult staff on key issues

	Always	Usually	Sometimes	Rarely	Never	Don't know
Guernsey States deputies/non-States members	14.8%	44.4%	22.2%	7.4%	0.0%	11.1%



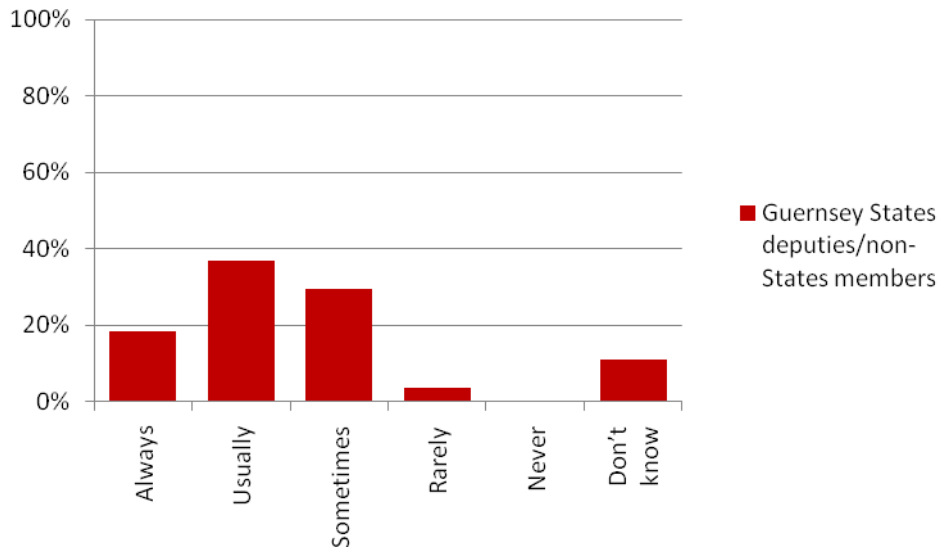
## The States of Guernsey has effective arrangements to involve staff in the decision making process

	Always	Usually	Sometimes	Rarely	Never	Don't know
Guernsey States deputies/non-States members	7.4%	18.5%	48.1%	3.7%	14.8%	7.4%



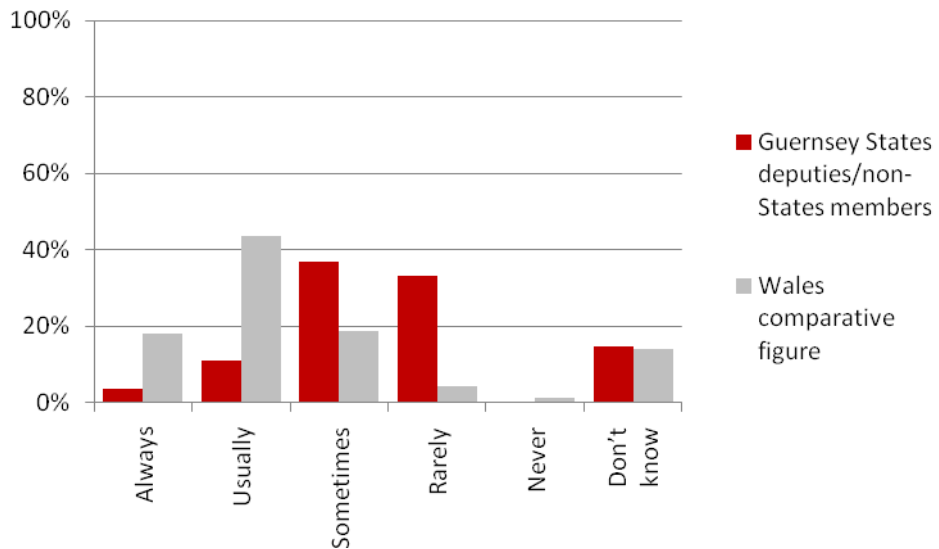
## My department/committee has effective arrangements to involve staff in the decision making process

	Always	Usually	Sometimes	Rarely	Never	Don't know
Guernsey States deputies/non-States members	18.5%	37.0%	29.6%	3.7%	0.0%	11.1%



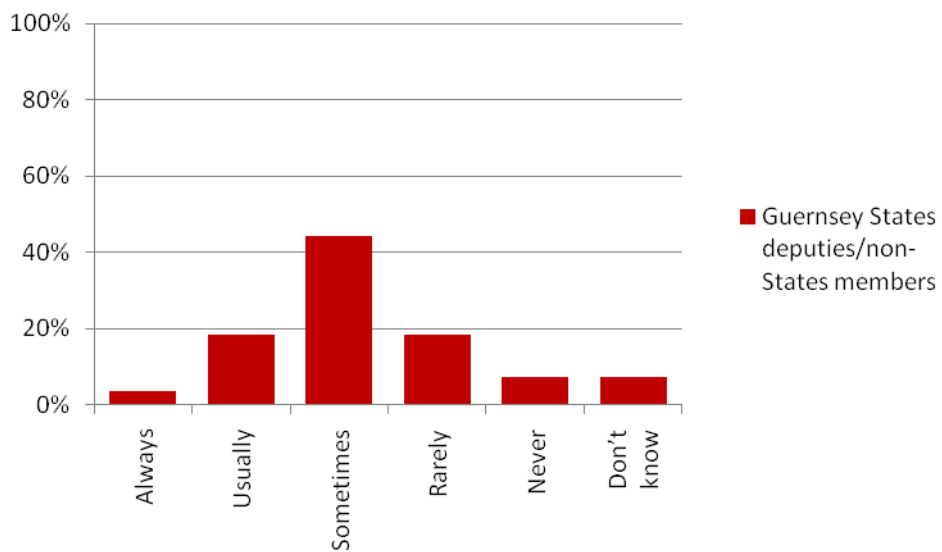
## Systems to act upon staff issues are effective

	Always	Usually	Sometimes	Rarely	Never	Don't know
Guernsey States deputies/non-States members	3.7%	11.1%	37.0%	33.3%	0.0%	14.8%
Wales comparative figure	18.0%	43.5%	18.8%	4.3%	1.2%	14.1%



## Members are clear about what is involved in their community leadership role

	Always	Usually	Sometimes	Rarely	Never	Don't know
Guernsey States deputies/non-States members	3.7%	18.5%	44.4%	18.5%	7.4%	7.4%







---

Wales Audit Office  
24 Cathedral Road  
Cardiff CF11 9LJ  
Tel: 029 2032 0500  
Fax: 029 2032 0600  
Textphone: 029 2032 0660  
E-mail: [info@wao.gov.uk](mailto:info@wao.gov.uk)  
Website: [www.wao.gov.uk](http://www.wao.gov.uk)